



SANTA CLARA VALLEY WATER DISTRICT

# NON-AGENDA

July 19, 2019

**Board Policy EL-7 Communication and Support to the Board**  
*The BAOs shall inform and support the Board in its work.*

Page	<u><a href="#">CEO BULLETIN &amp; NEWSLETTERS</a></u>
3	CEO Bulletin: 07/12/19 – 07/18/19
	<u><a href="#">BOARD MEMBER REQUESTS &amp; INFORMATIONAL ITEMS</a></u>
6	<b>BMR/IBMR Weekly Reports:</b> 07/18/19
7	Email from Garth Hall to Ms. Irvin, dated 7.8.19, regarding Response to Questions about Proposed Shasta Dam Raise (BMR-19-0008)
27	Memo from Rick Callender to Norma Camacho, dated 07.16.19, regarding Annual Evaluation Report for FY19 (Year 4) for the 2015 Santa Clara County Multi-Jurisdictional Program for Public Information (PPI)
79	Memo from Darin Taylor to the Board, dated 07.19.19, regarding Monthly and Quarterly Report of Investments as of June 30, 2019
115	Memo from Nina Hawk to the Board, dated 7.16.19, regarding Notice of Public Negotiations for a Potential New Delta Conveyance Project
117	Memo from Rick Callender to Norma Camacho, dated 7.16.19, regarding Groundwater Benefit Zone Study Correspondence for Updated Recommendations
	<u><a href="#">INCOMING BOARD CORRESPONDENCE</a></u>
182	<b>Board Correspondence Weekly Report:</b> 07/18/19
183	Email from Patrick Ferraro to the Board, dated 7.16.19, regarding Valley Water's Supply Master Plan 2040 - Informational Meeting (C-19-0174)
	<u><a href="#">OUTGOING BOARD CORRESPONDENCE</a></u>



## MEMORANDUM

FC 14 (02-08-19)

**TO:** Board of Directors

**FROM:** Darin Taylor,  
Chief Financial Officer

**SUBJECT:** Monthly and Quarterly Report of Investments  
as of June 30, 2019

**DATE:** July 19, 2019

---

### SUMMARY:

In accordance with District Board Investment Policy and California Government Code sections 53607 and 53646, the Treasurer's Monthly and Quarterly Report of Investments as of June 30, 2019, is attached. This report complies with Executive Limitation-4 Financial Management.

### RATIONALE:

California Government Code section 53607 requires the Treasurer of the local agency who has been delegated with the authority to invest funds to provide a monthly report of the investment transactions to the legislative body. Furthermore, Government Code Section 53646 recommends that the Treasurer submit a quarterly report to the legislative body of the local agency to assist with its fiscal oversight role. The quarterly report shall include the types of investment, issuer, date of maturity, par, market value and dollar amount for all securities, investments and moneys held by the local agency. The report shall also confirm compliance of the portfolio with the investment policy as well as a statement denoting the agency's ability to meet its expenditure requirements for the next six months. This report is provided to the Board in compliance with Board Investment Policy and Government Code sections 53607 and 53646.

### STAFF ANALYSIS:

#### Interest Rates

The yield-to-maturity of the District's portfolio as of June 30, 2019, was 2.16%. This represents a slight decrease of 0.02% compared to the yield of 2.18% for March 2019.

Table 1 below summarizes the historical yield-to-maturity of the District's portfolio.

Table 1 - District Portfolio Yield-to-Maturity (365 days equivalent)				
Fiscal Year	September Q1	December Q2	March Q3	June Q4
2018	1.07%	1.20%	1.35%	1.69%
2019	1.93%	2.06%	2.18%	2.16

## Investment Strategy

In accordance with the strategy recommended by the Investment Committee and approved by the Board, staff continues to ladder the portfolio. When funds mature, if the money is not needed for current expenditures, they are reinvested in securities that have maturities of up to five years.

The average life of the portfolio on June 30, 2019 was 680 days (1.9 years), well within the 2.5-year average life threshold permitted by the Investment Policy. During the quarter, the Treasury Officer purchased 34 securities with total par amount of \$116.1 million and yield-to-maturity ranging from 1.80% to 2.65% and weighted average yield-to-maturity of 2.14%.

The District's portfolio is invested with a primary goal of safety. To accomplish this goal, we only invest in securities that are permitted by California Government Code and the Board Investment Policy. These securities have high credit ratings and maturities of no more than 5 years. As of June 30, 2019, approximately 78% of the portfolio was held in US Government Treasury/Agency Notes and Municipal Bonds, 14% was held in liquid funds (Local Area Investment Fund/money market mutual fund) and 8% in supranational/corporate medium-term notes.

Driving the flattening in the overall yield of the portfolio over the last few years is the low re-investment rate the District receives. The low short-term interest rate environment is primarily driven by the continued low Federal Funds target rate. In late 2008, the Federal Open Market Committee ("FOMC") lowered the Federal Funds target rate to a range of between 0% and 0.25%. The Committee maintained this rate through October 28, 2015 but has since gradually increased the rate. At the June 21, 2019 meeting, the FOMC stated: "In view of realized and expected labor market conditions and inflation, the Committee decided to maintain the target range for the federal funds rate at 2-1/4 to 2-1/2 percent."<sup>1</sup>

Staff recommends continuing the strategy of investing in short-term, liquid instruments such as money market mutual funds, LAIF, high grade corporate medium term notes and short-term U.S. government treasury and agency securities until financial markets show clear and continued signs of stabilization and improvement. While this strategy has the effect of achieving a lower investment yield compared to a longer-term investment strategy, safety and liquidity of the District portfolio will be maintained. Staff will look for value within the five-year horizon and will match maturities with cash flow requirements as opportunities arise.

---

<sup>1</sup><https://www.federalreserve.gov/newsevents/pressreleases/monetary20190619a.htm>

## Interest Income

For the quarter ended June 30, 2019, the District received total interest earnings of \$3.6 million. Table 2 below illustrates the historical interest earnings of the District's investment portfolio.

Table 2 – District Portfolio Quarterly Interest Earnings		
Fiscal Year	Quarter Ending:	Earnings*
2017-18	September	1,357,183
	December	1,445,069
	March	1,694,399
	June	2,089,313
	<b>Total</b>	<b>\$6,585,964</b>
2018-19	September	2,754,544
	December	2,984,795
	March	3,443,714
	June	3,609,625
	<b>Total</b>	<b>\$12,792,678</b>

*\* Earnings include interest earned plus accrued interest and adjustments for premiums/discounts for the period.*

## Performance Measurement

The District benchmarks its portfolio performance against the 24-month floating average of the 2-year Treasury note. This benchmark approximates relatively closely to the holdings of the District. However, there is no benchmark that will exactly mimic the District's mix of investments.

For the quarter ended June 30, 2019, the District portfolio yield-to-maturity was 2.16% while the benchmark yield was 2.21% for a slight difference of -0.05%. Yields on the 2-year Treasury note reflect the gradually rising interest rate in the short end of the yield curve. The District's yields are slightly lower because of the staggered maturity investment strategy described above and holding to maturity certain securities purchased in times of lower rates.

As a result of low interest rates in the current market environment, the redemption of higher-yielding callable securities and the continued maturities of securities bought in better economic times, the yield on the District's investment portfolio is expected to remain modest over the next few quarters but may gradually increase over time as the U.S. economy improves and global uncertainties wane. The portfolio will continue to be invested according to the tenets of safety, liquidity and yield in conformance with the California Government Code and District Investment Policy.

## Summary of Cumulative Changes in the District Portfolio

The book value of the portfolio was approximately \$654 million on June 30, 2019 compared to \$609 million on March 31, 2019, an increase of \$45 million or 7.4%. This increase reflects the normal fluctuations of the District's investment portfolio due to receipt of expected revenues. (e.g. property taxes, water utility revenues, etc.) which are offset by planned expenditures for debt service, operating and capital projects incurred during the quarter.

The historical quarterly changes in book value are summarized in Table 3 below.

<b>Table 3 – District Portfolio Book Value</b>				
<b>Fiscal Year</b>	<b>Quarter Ending:</b>	<b>Book Value</b>	<b>\$ Change</b>	<b>% Change</b>
2017-18	September	\$474,868,284	(\$39,189,998)	-7.6%
	December	\$495,595,536	\$20,727,252	4.4%
	March	\$497,869,226	\$2,273,690	0.5%
	June	\$593,317,891	\$95,448,365	19.2%
2018-19	September	\$569,055,572	(\$24,262,020)	-4.1%
	December	\$578,467,963	\$9,412,391	1.7%
	March	\$609,566,995	\$31,099,032	5.4%
	June	\$654,570,589	\$45,003,594	7.4%

## Portfolio Market Valuation

In accordance with California Government Code, all public agencies must report unrealized gains and losses in their investment portfolios on a quarterly basis. Table 4 below shows the market value of the District's investments as reported by ICE Data Pricing & Reference Data, LLC on June 30, 2019 compared to the amortized book value.

<b>Table 4 – District Portfolio Market Value</b>	
Market Value	\$658,252,803
Amortized Book Value	\$654,570,589
Unrealized Gain (Loss)	\$3,682,214

If the entire portfolio had been liquidated on June 30, 2019, the District would have received \$3,682,214 more than the total amortized cost of the portfolio. This is the result of a direct relationship between changes in market interest rates and the value of investment securities. As general market interest rates increase, the value of investments purchased at lower yields decrease, and as general market interest rates decrease, the value of investments purchased at higher yields increase.

The District's Investment Policy dictates a buy-and-hold strategy in which the District holds all securities to their maturity under normal operating conditions. When an investment matures, the District is paid the full-face value of that security and therefore incurs no loss or gain. Since the portfolio was not liquidated, the "gain" was unrealized and had no impact on the portfolio size or yield.

### **Collateralization of Outstanding Repurchase Agreements**

As of June 30, 2019, the District had no outstanding repurchase agreements.

### **Debt Information**

The District Investment Policy and governmental regulations require that the District report on the investment of bond proceeds. Investment of bond proceeds is governed by the legal bond documents and applicable governmental regulations. In particular, these funds can be invested for longer periods to match the terms of the outstanding bonds.

### **Investment of Debt Proceeds**

Table 5 below summarizes the debt proceeds investment information as of June 30, 2019. The investments of the debt proceeds are in accordance with the provisions for Permitted Investments as specified in each corresponding Indenture/Trust Agreement.

<b>Table 5 – Debt Proceeds Market Value</b>			
<b>Description</b>	<b>Market Value 06/30/2019</b>	<b>Yield at market</b>	<b>Maturity Date</b>
Series 2012A Reserve Fund	\$5,342,155	1.875%	09/30/2022
Series 2017A Acquisition and Construction Fund	\$2,002,468	1.50%	02/28/2020

### **Compliance with State Law and District Policy**

For the quarter ended June 30, 2019, all investments were in compliance with the Board Investment Policy which include relevant laws and regulations. The investment portfolio has been structured to ensure that sufficient monies will be available to cover anticipated expenditures in the coming six months.

### **Socially Responsible Investments**

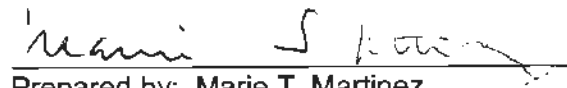
In a unanimous vote on December 12, 2017, the board voted to amend the district's investment policy to promote socially responsible investment (SRI) practices, and adopted a set of moral, ethical, environmental, social and governance guiding principles (ESG) to lead investment decisions. The board also approved prioritizing local investment possibilities with California based banks and banks with less than \$10 billion in assets, to keep funds in the local economy and promote local job growth.

To implement the Board's directive, staff conducted a comprehensive research of various banks and credit unions in the Bay Area to evaluate and measure risks and financial impacts. The financial impacts include assessing ESG factors to optimize risk-adjusted returns, influencing corporate behavior to enhance long-term outcomes, and contributing to the integrity of the financial market. The non-financial impacts include assessing the long-term investment horizon to reflect concerns and values of stakeholders and managing the reputation and business risk of the organization.

Staff researched eligible Bay Area banks and credit unions based on Federal Deposit Insurance Corporation (FDIC) and National Credit Union Administration (NCUA) data. Staff has acquired the following Certificates of Deposit (CDs) to-date: Alliance Credit Union (San Jose), Bank of San Francisco (San Francisco), Community Bank of the Bay (Oakland), Mechanics Bank (Walnut Creek), Technology Credit Union (San Jose), and Summit State Bank (Santa Rosa). The rates published on the website for these institutions range from 0.45% to 2.28%. Staff negotiated for higher rates ranging from 2.00% to 2.78%. Staff also negotiated and established collateralized business deposit accounts with the following local institutions: Community Bank of the Bay (Oakland) and Technology Credit Union (San Jose), with special interest rates to match or exceed the State of California Pooled Money Investment Account rates (click here to see monthly [LAIF](#) interest rates). These accounts are secured by letters of credit each bank has arranged to be issued by the Federal Home Loan Bank in an amount equal to 105% of the deposit amount, pursuant to the California Government Code and our Investment Policy. Staff will continue to monitor for local investment opportunities to meet the Board directed investment objective.

A summary of the change in the District's investment in certificates of deposit and collateralized deposits is summarized in Table 6 below.

Table 6 – Certificate of Deposit & Money Market Deposit Summary				
Description	Book Value 03/31/2019	Book Value 06/30/2019	Increase/ (Decrease)	% Change
Certificates of Deposit and Collateralized Business Deposit Accounts	\$3,358,267	17,947,342	14,589,075	434%



Prepared by: Marie T. Martinez  
Treasury Management Analyst II



Reviewed by: Charlene Sun  
Treasury/Debt Officer

Attachments:

- 1: Portfolio Management reports
- 2: Portfolio Composition Pie Chart
- 3: Yield Comparison Graph






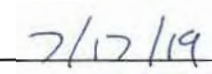
**Santa Clara Valley Water Dist.  
Portfolio Management  
Portfolio Summary  
June 30, 2019**

SANTA CLARA VALLEY WATER  
5750 Almaden Expressway  
San Jose, San Jose, Ca 951  
(408)265-2607

Investments	Par Value	Market Value	Book Value	% of Portfolio	YTM 365 Equiv.	Term	Days to Maturity
Treasury Securities - Coupon	14,000,000.00	13,987,229.00	13,863,416.56	2.12	2.297	1,094	751
Treasury Discounts -Amortizing	10,000,000.00	9,987,380.00	9,987,747.22	1.53	2.084	29	22
Federal Agency Issues - Coupon	439,399,000.00	442,285,915.81	440,030,088.91	67.22	2.206	1,247	817
Negotiable CD's - Interest Bearing	1,910,000.00	1,919,945.46	1,910,000.00	0.29	2.428	726	367
LAIF	55,355,317.02	55,355,317.02	55,355,317.02	8.46	2.550	1	1
Medium Term Notes	19,578,000.00	19,718,366.12	19,387,074.09	2.96	2.549	1,386	930
Money Market Account	37,924,880.51	37,924,880.51	37,924,880.51	5.79	0.050	1	1
TimeCD_Deposit Account	16,037,341.84	16,037,341.84	16,037,341.84	2.45	2.484	1	1
Supranational	15,000,000.00	15,155,525.00	14,944,910.73	2.28	2.439	1,297	825
Municipal Bonds	45,149,051.43	45,880,922.17	45,149,832.08	6.90	2.597	1,306	971
	<b>654,353,570.80</b>	<b>658,252,802.93</b>	<b>654,570,588.96</b>	<b>100.00%</b>	<b>2.160</b>	<b>1,024</b>	<b>680</b>

Total Earnings	June 30 Month Ending	Fiscal Year To Date	Fiscal Year Ending
Current Year	1,180,051.35	12,792,678.19	12,792,678.19
Average Daily Balance	614,557,402.84	590,866,912.77	
Effective Rate of Return	2.34%	2.17%	

Current market pricing is updated at the end of each month from data provided by Interactive Data, a securities pricing service.

	
Charlene Sun Treasury/Debt Officer	Date 7/15/19
	
Darin Taylor, Chief Financial Officer	Date 7/17/19

Reporting period 08/01/2019-06/30/2019

Run Date: 07/09/2019 - 11:42

Portfolio SCVW  
AC  
PM (PRF\_PM1) 7.3.0  
Report Ver. 7.3.6.1



**Santa Clara Valley Water Dist.  
Portfolio Management  
Activity Summary  
June 2018 through June 2019**

Page 1

Month End	Year	Number of Securities	Total Invested	Yield to Maturity		Managed Pool Rate	Number of Investments Purchased	Number of Investments Redeemed	Average Term	Average Days to Maturity
				360 Equivalent	365 Equivalent					
June	2018	154	593,317,591.28	1.669	1.692	1.661	20	0	932	598
July	2018	163	576,222,009.40	1.801	1.828	1.900	10	5	994	645
August	2018	161	573,861,521.23	1.792	1.817	1.900	3	2	1,000	633
September	2018	165	569,055,571.75	1.903	1.930	1.900	8	3	1,043	667
October	2018	166	589,697,438.86	1.934	1.961	2.160	4	1	1,043	647
November	2018	167	563,838,142.61	1.933	1.959	2.160	2	4	1,042	644
December	2018	177	578,467,983.19	2.031	2.059	2.160	14	9	1,053	690
January	2019	183	604,085,951.21	2.088	2.117	2.400	15	1	1,066	695
February	2019	197	616,976,647.15	2.108	2.137	2.400	15	5	1,070	696
March	2019	201	609,566,995.49	2.148	2.178	2.400	9	9	1,083	703
April	2019	203	625,347,308.99	2.129	2.158	2.550	11	7	1,052	676
May	2019	203	594,300,119.11	2.140	2.170	2.550	7	14	1,044	674
June	2019	206	654,570,588.96	2.130	2.160	2.550	16	7	1,024	680
Average		180	594,548,803.79	1.985%	2.013%	2.207	10	5	1,034	665

**Santa Clara Valley Water Dist.**  
**Portfolio Management**  
**Activity By Type**  
**June 1, 2019 through June 30, 2019**

Page 1

CUSIP	Investment #	Issuer	Stated Rate	Transaction Date	Purchases or Deposits	Redemptions or Withdrawals	Balance
<b>Treasury Securities - Coupon</b>							
912828VB3	5384	US Treasury Bill	1.750	06/18/2019	2,991,990.00	0.00	
		<b>Subtotal</b>			<b>2,991,990.00</b>	<b>0.00</b>	<b>13,863,416.56</b>
<b>Treasury Discounts -Amortizing</b>							
912796VM8	5389	US Treasury Bill	2.005	06/24/2019	9,983,848.61	0.00	
		<b>Subtotal</b>			<b>9,983,848.61</b>	<b>0.00</b>	<b>9,987,747.22</b>
<b>Federal Agency Issues - Coupon</b>							
3133EKLQ7	5376	Federal Farm Credit Bank	2.250	06/03/2019	5,021,700.00	0.00	
3133EKQP4	5377	Federal Farm Credit Bank	1.875	06/12/2019	4,994,765.00	0.00	
3133EKP65	5380	Federal Farm Credit Bank	2.125	06/10/2019	3,027,000.00	0.00	
3133EDBU5	5381	Federal Farm Credit Bank	3.500	06/10/2019	3,209,044.14	0.00	
3133EHN25	5382	Federal Farm Credit Bank	2.200	06/18/2019	3,036,300.00	0.00	
3133EKKU9	5383	Federal Farm Credit Bank	2.300	06/18/2019	3,050,400.00	0.00	
3133ECPM0	5385	Federal Farm Credit Bank	2.125	06/20/2019	4,649,589.36	0.00	
3133ECGU2	5386	Federal Farm Credit Bank	2.120	06/20/2019	5,058,610.00	0.00	
3133EKS7	5387	Federal Farm Credit Bank	1.770	06/28/2019	2,994,930.00	0.00	
3130AFJS7	5295	Federal Home Loan Bank	3.375	06/14/2019	0.00	3,000,000.00	
3133834G3	5378	Federal Home Loan Bank	2.125	06/08/2019	3,021,030.00	0.00	
3130AAHE1	5390	Federal Home Loan Bank	2.500	06/24/2019	5,132,950.00	0.00	
3134GSQB4	5234	Federal Home Loan Mortgage Cor	3.250	06/28/2019	0.00	3,000,000.00	
3134GSQB4	5235	Federal Home Loan Mortgage Cor	3.250	06/28/2019	0.00	3,000,000.00	
3134GSJ89	5283	Federal Home Loan Mortgage Cor	3.180	06/28/2019	0.00	3,000,000.00	
3134GSP33	5288	Federal Home Loan Mortgage Cor	3.150	06/28/2019	0.00	3,000,000.00	
3134GTYL1	5384	Federal Home Loan Mortgage Cor	2.250	06/28/2019	5,000,000.00	0.00	
3135G0T45	5391	Fed Natl Mortgage Assoc	1.875	06/24/2019	5,009,263.20	0.00	
3135G0ZE6	5042	FNMA Discount Notes	1.750	08/20/2019	0.00	3,000,000.00	
		<b>Subtotal</b>			<b>53,205,581.70</b>	<b>18,000,000.00</b>	<b>440,030,088.91</b>
<b>Negotiable CD's - Interest Bearing</b>							
20415QFY0	5232	Community West Bank	2.250	06/13/2019	0.00	240,000.00	
		<b>Subtotal</b>			<b>0.00</b>	<b>240,000.00</b>	<b>1,910,000.00</b>
<b>LAIF (Monthly Summary)</b>							
SYS86-0237LAIF	88-0237LAIF	Local Agency Investment Fund	2.550		20,000,000.00	0.00	

**Santa Clara Valley Water Dist.**  
**Portfolio Management**  
**Activity By Type**  
**June 1, 2019 through June 30, 2019**

Page 2

CUSIP	Investment #	Issuer	Stated Rate	Transaction Date	Purchases or Deposits	Redemptions or Withdrawals	Balance
Subtotal					20,000,000.00	0.00	55,355,317.02
<b>Medium Term Notes</b>							
Subtotal							19,367,074.09
<b>Money Market Account (Monthly Summary)</b>							
23380W523	4102	Daily Income US Gov MMF	0.050		79,119,775.63	85,860,884.82	
Subtotal					79,119,775.63	85,860,884.82	37,924,860.51
<b>TimeCD_Deposit Account (Monthly Summary)</b>							
SYS5317	5317	Alliance Credit Union	2.470		492.15	0.00	
SYS5309	5309	Community Bank of the Bay	2.704		559.87	0.00	
SYS5371	5371	Community Bank of the Bay	2.440		9,381.14	0.00	
SYS5310	5310	Technology Credit Union	2.776		1,681.82	0.00	
SYS5369	5369	Technology Credit Union	2.500		20,370.18	0.00	
Subtotal					32,484.96	0.00	16,037,341.84
<b>Supranational</b>							
Subtotal							14,944,910.73
<b>Municipal Bonds</b>							
801577NR4	5388	SC County Financing Auth	2.050	06/27/2019	2,003,800.00	0.00	
Subtotal					2,003,800.00	0.00	45,149,832.08
<b>Total</b>					<b>167,337,480.90</b>	<b>104,100,884.82</b>	<b>654,570,588.96</b>

**Santa Clara Valley Water Dist.**  
**Portfolio Management**  
**Portfolio Details - Investments**  
**June 30, 2019**

Page 1

CUSIP	Investment #	Issuer	Average Balance	Purchase Date	Par Value	Market Value	Book Value	Stated Rate	YTM 365	Term	Days to Maturity	Maturity Date
<b>Treasury Securities - Coupon</b>												
912828XE5	5155	US Treasury Bill		10/24/2017	3,000,000.00	2,986,173.00	2,996,297.37	1.500	1.638	950	335	05/31/2020
912828Q37	5206	US Treasury Bill		05/10/2018	5,000,000.00	4,953,125.00	4,883,468.35	1.250	2.642	1,056	639	03/31/2021
9128284P2	5277	US Treasury Bill		09/21/2018	3,000,000.00	3,046,290.00	2,986,737.33	2.625	2.871	967	684	05/15/2021
912828VB3	5384	US Treasury Bill		06/18/2019	3,000,000.00	3,001,641.00	2,996,913.51	1.750	1.821	1,427	1,414	05/15/2023
<b>Subtotal and Average</b>			<b>12,162,065.26</b>		<b>14,000,000.00</b>	<b>13,987,229.00</b>	<b>13,863,416.56</b>		<b>2.297</b>	<b>1,094</b>	<b>751</b>	
<b>Treasury Discounts -Amortizing</b>												
912796VM6	5389	US Treasury Bill		06/24/2019	10,000,000.00	9,987,360.00	9,987,747.22	2.005	2.064	29	22	07/23/2019
<b>Subtotal and Average</b>			<b>2,330,084.49</b>		<b>10,000,000.00</b>	<b>9,987,360.00</b>	<b>9,987,747.22</b>		<b>2.064</b>	<b>29</b>	<b>22</b>	
<b>Federal Agency Issues - Coupon</b>												
3133EG2D6	5084	Federal Farm Credit Bank		01/24/2017	3,000,000.00	2,996,907.00	3,000,814.45	1.550	1.434	976	88	09/27/2019
3133EG5D3	5086	Federal Farm Credit Bank		01/27/2017	3,000,000.00	3,016,944.00	3,000,000.00	2.030	2.030	1,826	941	01/27/2022
3133EGW92	5089	Federal Farm Credit Bank		01/27/2017	3,000,000.00	2,991,198.00	2,999,879.08	1.500	1.509	1,056	171	12/19/2019
3133EHJA2	5095	Federal Farm Credit Bank		05/08/2017	3,000,000.00	2,989,035.00	3,000,051.17	1.550	1.548	1,096	312	05/08/2020
3133EHGS6	5101	Federal Farm Credit Bank		05/10/2017	3,000,000.00	3,000,039.00	2,994,887.39	2.030	2.064	1,811	1,029	04/25/2022
3133EHPD9	5118	Federal Farm Credit Bank		06/29/2017	3,000,000.00	2,994,582.00	3,000,000.00	1.870	1.670	1,089	357	06/22/2020
3133ECPD0	5141	Federal Farm Credit Bank		09/14/2017	2,085,000.00	2,073,939.08	2,063,971.65	1.420	1.478	972	317	05/13/2020
3133EHJA2	5142	Federal Farm Credit Bank		09/14/2017	1,850,000.00	1,843,238.25	1,850,920.98	1.550	1.480	967	312	05/08/2020
3133EHZH9	5143	Federal Farm Credit Bank		09/20/2017	2,000,000.00	2,000,002.00	2,000,000.00	1.840	1.840	1,461	812	09/20/2021
3133EHM34	5154	Federal Farm Credit Bank		11/01/2017	3,000,000.00	3,000,045.00	3,000,000.00	2.230	2.230	1,826	1,219	11/01/2022
3133EGBL8	5170	Federal Farm Credit Bank		12/26/2017	3,000,000.00	2,983,014.00	2,983,772.05	1.370	2.000	875	323	05/19/2020
3133EHT78	5172	Federal Farm Credit Bank		12/26/2017	3,000,000.00	2,996,223.00	2,994,827.33	1.830	2.030	876	324	05/20/2020
3133EGBL8	5175	Federal Farm Credit Bank		12/29/2017	3,000,000.00	2,983,014.00	2,982,484.12	1.370	2.050	872	323	05/19/2020
3133EGCN3	5176	Federal Farm Credit Bank		12/29/2017	5,000,000.00	4,983,680.00	4,983,348.53	1.490	2.000	794	245	03/02/2020
3133EGBL8	5177	Federal Farm Credit Bank		12/29/2017	4,000,000.00	3,977,352.00	3,977,133.58	1.370	2.036	872	323	05/19/2020
3133EJAD1	5184	Federal Farm Credit Bank		01/23/2018	5,000,000.00	5,020,950.00	4,998,867.47	2.150	2.169	1,065	541	12/23/2020
3133EJAD1	5185	Federal Farm Credit Bank		01/23/2018	5,000,000.00	5,020,950.00	4,999,746.67	2.150	2.154	1,065	541	12/23/2020
3133EJTB5	5249	Federal Farm Credit Bank		06/29/2018	4,500,000.00	4,621,369.50	4,506,353.69	2.800	2.748	1,398	1,031	04/27/2022
3133EGAH8	5251	Federal Farm Credit Bank		07/03/2018	4,582,000.00	4,543,172.13	4,480,899.10	1.550	2.760	1,049	686	05/17/2021
3133EJSA8	5252	Federal Farm Credit Bank		07/03/2018	5,000,000.00	5,090,885.00	5,002,659.18	2.730	2.702	1,084	721	06/21/2021
3133EJ2H1	5291	Federal Farm Credit Bank		12/10/2018	5,000,000.00	5,023,295.00	5,000,000.00	3.110	3.110	1,096	893	12/10/2021
3133EJ2J7	5292	Federal Farm Credit Bank		12/11/2018	3,000,000.00	3,014,337.00	3,000,000.00	3.400	3.400	1,826	1,624	12/11/2023
3133EJP60	5318	Federal Farm Credit Bank		01/23/2019	3,000,000.00	3,121,461.00	3,036,399.90	3.000	2.672	1,560	1,401	05/02/2023
3133EJW70	5327	Federal Farm Credit Bank		01/25/2019	3,000,000.00	3,080,900.00	3,015,858.44	2.875	2.588	852	695	05/26/2021
3133ED2B7	5333	Federal Farm Credit Bank		02/01/2019	1,000,000.00	1,067,537.00	1,041,454.05	3.610	2.560	1,690	1,540	09/18/2023

Portfolio SCWW  
AC  
PM (PRF\_PM2) 7.3.0

Run Date: 07/08/2019 - 11:42

**Santa Clara Valley Water Dist.**  
**Portfolio Management**  
**Portfolio Details - Investments**  
**June 30, 2019**

Page 2

CUSIP	Investment #	Issuer	Average Balance	Purchase Date	Par Value	Market Value	Book Value	Stated Rate	YTM 365	Term	Days to Maturity	Maturity Date
<b>Federal Agency Issues - Coupon</b>												
3133EKAK2	5339	Federal Farm Credit Bank		02/14/2019	3,000,000.00	3,055,278.00	2,998,218.78	2.530	2.554	1,096	959	02/14/2022
3133EKBV7	5348	Federal Farm Credit Bank		03/01/2019	3,000,000.00	3,057,660.00	3,002,144.37	2.550	2.522	1,096	974	03/01/2022
3133EKDR4	5354	Federal Farm Credit Bank		03/25/2019	3,000,000.00	3,003,243.00	3,001,365.00	2.730	2.729	1,274	1,176	09/19/2022
3133EKEN2	5355	Federal Farm Credit Bank		03/26/2019	3,000,000.00	3,008,916.00	3,000,000.00	2.520	2.520	731	634	03/26/2021
3133EKLA2	5372	Federal Farm Credit Bank		05/15/2019	3,000,000.00	3,044,157.00	3,010,729.44	2.300	2.203	1,461	1,414	05/15/2023
3133EKLA2	5375	Federal Farm Credit Bank		05/24/2019	1,805,000.00	1,831,567.80	1,816,688.64	2.300	2.140	1,452	1,414	05/15/2023
3133EKLQ7	5378	Federal Farm Credit Bank		06/03/2019	5,000,000.00	5,035,555.00	5,025,836.93	2.250	2.022	714	686	05/17/2021
3133EKQP4	5377	Federal Farm Credit Bank		06/12/2019	5,000,000.00	5,008,555.00	4,994,843.94	1.875	1.906	1,279	1,280	12/12/2022
3133EKPG5	5380	Federal Farm Credit Bank		06/10/2019	3,000,000.00	3,023,490.00	3,027,513.62	2.125	1.903	1,548	1,527	09/05/2023
3133EDBU5	5381	Federal Farm Credit Bank		06/10/2019	3,000,000.00	3,207,660.00	3,206,350.93	3.500	1.887	1,854	1,633	12/20/2023
3133EHN25	5382	Federal Farm Credit Bank		06/18/2019	3,000,000.00	3,031,989.00	3,044,616.67	2.200	1.910	1,597	1,584	11/01/2023
3133EKKU9	5383	Federal Farm Credit Bank		06/18/2019	3,000,000.00	3,063,064.00	3,057,661.99	2.300	1.899	1,604	1,591	11/08/2023
3133ECPM0	5385	Federal Farm Credit Bank		06/20/2019	4,596,000.00	4,633,462.00	4,656,885.01	2.125	1.814	1,425	1,414	05/15/2023
3133ECGU2	5386	Federal Farm Credit Bank		06/20/2019	5,000,000.00	5,040,785.00	5,090,220.06	2.120	1.791	1,350	1,339	03/01/2023
3133EKSJ7	5387	Federal Farm Credit Bank		06/28/2019	3,000,000.00	2,990,631.00	2,994,947.60	1.770	1.814	1,461	1,456	06/28/2023
3130AAQV3	5087	Federal Home Loan Bank		01/30/2017	3,500,000.00	3,468,648.00	3,500,000.00	1.870	1.870	1,186	304	04/30/2020
313379RB7	5131	Federal Home Loan Bank		08/23/2017	3,000,000.00	3,000,795.00	3,012,280.70	1.875	1.657	1,388	711	06/11/2021
313382K69	5132	Federal Home Loan Bank		08/23/2017	3,000,000.00	2,994,057.00	3,007,495.38	1.750	1.598	1,297	620	03/12/2021
313383HU8	5139	Federal Home Loan Bank		09/08/2017	3,000,000.00	2,992,440.00	3,009,427.24	1.750	1.410	1,008	347	06/12/2020
3130A0XD7	5210	Federal Home Loan Bank		05/17/2018	3,000,000.00	3,022,992.00	2,980,351.68	2.375	2.778	1,030	620	03/12/2021
3133732Y7	5211	Federal Home Loan Bank		05/17/2018	5,000,000.00	5,145,275.00	5,069,647.98	3.625	2.785	1,030	620	03/12/2021
3130AECJ7	5215	Federal Home Loan Bank		05/24/2018	5,000,000.00	5,028,530.00	5,001,526.60	2.625	2.580	735	332	05/28/2020
3130AEF54	5223	Federal Home Loan Bank		06/08/2018	5,000,000.00	5,043,665.00	5,000,000.00	3.100	3.100	1,826	1,438	06/08/2023
3130A1B80	5237	Federal Home Loan Bank		06/19/2018	4,820,000.00	4,717,939.38	4,598,895.34	2.625	2.804	1,361	984	03/11/2022
313376CR0	5241	Federal Home Loan Bank		06/21/2018	5,000,000.00	5,061,625.00	4,931,412.31	2.250	2.789	1,359	984	03/11/2022
313376CR0	5243	Federal Home Loan Bank		06/21/2018	5,000,000.00	5,061,625.00	4,932,603.10	2.250	2.780	1,359	984	03/11/2022
3133XPKG6	5244	Federal Home Loan Bank		06/21/2018	5,000,000.00	5,524,085.00	5,326,187.76	4.750	2.848	1,723	1,348	03/10/2023
3130AEWM8	5275	Federal Home Loan Bank		09/28/2018	3,000,000.00	3,031,892.00	3,000,000.00	3.000	3.000	1,461	1,185	09/28/2022
3130AFE78	5319	Federal Home Loan Bank		01/23/2019	3,000,000.00	3,118,091.00	3,029,185.23	3.000	2.699	1,416	1,257	12/09/2022
3130AFAP2	5323	Federal Home Loan Bank		01/24/2019	3,000,000.00	3,015,234.00	3,017,715.91	3.500	2.634	1,740	1,582	10/30/2023
3130AFE78	5332	Federal Home Loan Bank		01/28/2019	3,000,000.00	3,119,091.00	3,030,625.15	3.000	2.684	1,411	1,257	12/09/2022
313383YJ4	5334	Federal Home Loan Bank		02/01/2019	2,000,000.00	2,127,040.00	2,083,848.82	3.375	2.560	1,680	1,530	09/08/2023
3130AFTK3	5335	Federal Home Loan Bank		02/06/2019	3,000,000.00	3,012,225.00	3,003,642.19	2.960	2.822	1,481	1,318	02/06/2023
3130AFE78	5336	Federal Home Loan Bank		02/04/2019	3,000,000.00	3,118,091.00	3,040,384.72	3.000	2.585	1,404	1,257	12/09/2022
3130AFAP2	5340	Federal Home Loan Bank		02/07/2019	3,000,000.00	3,015,234.00	3,020,597.48	3.500	3.327	1,726	1,582	10/30/2023
3130AFW52	5342	Federal Home Loan Bank		02/28/2019	2,000,000.00	2,008,214.00	2,000,000.00	2.700	2.701	1,560	1,425	05/26/2023

Portfolio SCVW  
AC  
PM (PRF\_PM2) 7.3.0

**Santa Clara Valley Water Dist.**  
**Portfolio Management**  
**Portfolio Details - Investments**  
**June 30, 2019**

Page 3

CUSIP	Investment #	Issuer	Average Balance	Purchase Date	Par Value	Market Value	Book Value	Stated Rate	YTM 365	Term	Days to Maturity	Maturity Date
<b>Federal Agency Issues - Coupon</b>												
3130AFYK7	5347	Federal Home Loan Bank		03/25/2019	3,000,000.00	3,003,318.00	3,000,000.00	2.750	2.750	1,096	998	03/25/2022
313370US6	5360	Federal Home Loan Bank		04/04/2019	2,000,000.00	2,022,072.00	2,014,745.49	2.875	2.400	526	438	09/11/2020
3130A3VC5	5374	Federal Home Loan Bank		05/24/2019	3,000,000.00	3,049,737.00	3,013,865.75	2.250	2.140	1,659	1,621	12/08/2023
3133834G3	5378	Federal Home Loan Bank		06/06/2019	3,000,000.00	3,036,117.00	3,020,665.65	2.125	1.942	1,464	1,439	06/06/2023
3130AAHE1	5390	Federal Home Loan Bank		06/24/2019	5,000,000.00	5,128,845.00	5,137,925.35	2.500	1.875	1,628	1,621	12/08/2023
3130A8H48	5024	Federal Home Loan Bank-CN		07/01/2016	5,000,000.00	4,957,510.00	5,000,000.00	1.150	1.150	1,481	366	07/01/2020
3130A9V32	5062	Federal Home Loan Bank-CN		11/15/2016	5,000,000.00	5,021,285.00	5,000,000.00	2.000	1.715	1,826	868	11/15/2021
3130ABEC6	5102	Federal Home Loan Bank-CN		05/26/2017	2,000,000.00	1,992,790.00	2,000,000.00	1.600	1.600	1,096	330	05/26/2020
3130ABEC6	5103	Federal Home Loan Bank-CN		05/26/2017	3,000,000.00	2,989,185.00	3,000,000.00	1.600	1.600	1,096	330	05/26/2020
3130ABPV2	5122	Federal Home Loan Bank-CN		07/14/2017	2,000,000.00	1,995,894.00	1,998,823.47	1.890	1.751	1,081	364	06/29/2020
313378J77	5123	Federal Home Loan Bank-CN		07/14/2017	3,000,000.00	2,995,335.00	3,007,678.25	1.875	1.500	973	256	03/13/2020
313378J77	5144	Federal Home Loan Bank-CN		09/13/2017	3,000,000.00	2,995,335.00	3,009,023.70	1.875	1.436	912	256	03/13/2020
313378J77	5147	Federal Home Loan Bank-CN		10/03/2017	3,000,000.00	2,995,335.00	3,006,678.59	1.875	1.598	892	256	03/13/2020
3130ACKG8	5148	Federal Home Loan Bank-CN		10/24/2017	3,000,000.00	3,000,528.00	3,000,000.00	2.200	2.200	1,826	1,211	10/24/2022
3130A5P86	5169	Federal Home Loan Bank-CN		12/26/2017	2,500,000.00	2,494,100.00	2,496,700.20	1.800	1.981	825	273	03/30/2020
3133714H6	5171	Federal Home Loan Bank-CN		12/26/2017	1,000,000.00	1,006,232.00	1,007,076.22	3.000	1.981	813	261	03/18/2020
3130ACN83	5179	Federal Home Loan Bank-CN		12/29/2017	5,000,000.00	4,985,450.00	4,987,159.38	1.700	2.002	868	319	05/15/2020
3130AD4X7	5183	Federal Home Loan Bank-CN		01/19/2018	5,000,000.00	5,005,895.00	4,987,449.14	2.000	2.180	1,057	529	12/11/2020
3130ADUJ9	5214	Federal Home Loan Bank-CN		05/24/2018	5,000,000.00	5,014,520.00	4,994,691.51	2.375	2.520	676	273	03/30/2020
3130A7TX3	5296	Federal Home Loan Bank-CN		12/14/2018	3,000,000.00	2,987,622.00	2,923,845.23	1.940	2.890	1,230	1,031	04/27/2022
3134G9YJ0	5041	Federal Home Loan Mortgage Cor		06/30/2016	1,615,000.00	1,613,749.99	1,615,000.00	1.750	1.525	1,826	730	06/30/2021
3134GBV82	5153	Federal Home Loan Mortgage Cor		10/30/2017	3,000,000.00	2,996,277.00	3,000,000.00	2.000	2.000	1,389	780	07/30/2021
3134GB4R0	5162	Federal Home Loan Mortgage Cor		12/15/2017	3,000,000.00	3,001,203.00	3,000,000.00	2.250	2.250	1,826	1,283	12/15/2022
3134GSMU6	5217	Federal Home Loan Mortgage Cor		06/15/2018	5,000,000.00	5,042,510.00	5,000,000.00	3.000	3.000	1,461	1,080	08/15/2022
3134GSVB8	5264	Federal Home Loan Mortgage Cor		09/13/2018	5,000,000.00	5,008,230.00	5,000,000.00	3.250	3.250	1,826	1,535	09/13/2023
3134GSWW1	5266	Federal Home Loan Mortgage Cor		09/18/2018	5,000,000.00	5,011,040.00	5,000,000.00	3.000	3.000	1,277	991	03/18/2022
3134GSC52	5283	Federal Home Loan Mortgage Cor		11/27/2018	5,000,000.00	5,022,590.00	5,000,000.00	3.000	3.000	912	696	05/27/2021
3134GSJ48	5313	Federal Home Loan Mortgage Cor		12/27/2018	3,000,000.00	3,015,969.00	3,006,860.95	3.100	2.834	1,278	1,092	06/27/2022
3134GSS63	5321	Federal Home Loan Mortgage Cor		01/30/2019	3,000,000.00	3,012,837.00	3,000,000.00	2.800	2.800	1,461	1,309	01/30/2023
3134G9VX2	5337	Federal Home Loan Mortgage Cor		02/04/2019	3,000,000.00	2,993,841.00	2,989,916.38	1.500	1.557	877	730	06/30/2021
3134GS8X8	5351	Federal Home Loan Mortgage Cor		03/27/2019	5,000,000.00	5,023,855.00	5,000,000.00	2.800	2.800	1,827	1,731	03/27/2024
3134GTAY9	5358	Federal Home Loan Mortgage Cor		04/04/2019	3,000,000.00	3,003,447.00	3,000,104.03	2.625	2.625	1,819	1,731	03/27/2024
3134GTFZ1	5359	Federal Home Loan Mortgage Cor		04/08/2019	3,000,000.00	3,004,148.00	3,000,000.00	2.625	2.625	1,827	1,743	04/08/2024
3134GTCP6	5361	Federal Home Loan Mortgage Cor		04/17/2019	2,000,000.00	2,003,410.00	2,000,000.00	2.825	2.625	1,279	1,204	10/17/2022
3134GTPH0	5373	Federal Home Loan Mortgage Cor		05/28/2019	5,000,000.00	5,015,855.00	5,000,000.00	2.400	2.400	1,280	1,246	11/28/2022
3134GTYL1	5394	Federal Home Loan Mortgage Cor		06/28/2019	5,000,000.00	4,996,270.00	5,000,000.00	2.250	2.250	1,825	1,822	06/26/2024

Portfolio SCWW  
AC  
PM (PRF\_PM2) 7.3.0

**Santa Clara Valley Water Dist.**  
**Portfolio Management**  
**Portfolio Details - Investments**  
**June 30, 2019**

Page 4

CUSIP	Investment #	Issuer	Average Balance	Purchase Date	Par Value	Market Value	Book Value	Stated Rate	YTM 365	Term	Days to Maturity	Maturity Date
<b>Federal Agency Issues - Coupon</b>												
3137EAE1	5056	Fed Home Loan Mort Corp-CN		09/21/2016	3,000,000.00	2,997,573.00	2,999,843.52	0.875	0.981	1,031	18	07/19/2019
3137EAE1	5080	Fed Home Loan Mort Corp-CN		01/23/2017	3,000,000.00	2,997,573.00	2,999,287.03	0.875	1.360	907	18	07/19/2019
3137EAE1	5083	Fed Home Loan Mort Corp-CN		01/23/2017	3,000,000.00	2,997,573.00	2,999,265.22	0.875	1.361	907	18	07/19/2019
3137EAEF2	5119	Fed Home Loan Mort Corp-CN		06/30/2017	5,000,000.00	4,974,610.00	4,993,415.95	1.375	1.543	1,025	294	04/20/2020
3137EAEF2	5120	Fed Home Loan Mort Corp-CN		06/30/2017	3,000,000.00	2,984,786.00	2,996,514.83	1.375	1.523	1,025	294	04/20/2020
3137EADR7	5145	Fed Home Loan Mort Corp-CN		09/13/2017	3,000,000.00	2,982,870.00	2,998,651.90	1.375	1.430	961	305	05/01/2020
3135GQA78	5180	FNMA Discount Note		01/16/2018	5,000,000.00	4,987,070.00	4,988,243.43	1.625	2.059	733	204	01/21/2020
3135G0ZY2	4872	Fed Natl Mortgage Assoc		06/25/2015	3,000,000.00	2,995,617.00	3,001,274.10	1.750	1.640	1,615	148	11/26/2019
3135G0ZY2	4873	Fed Natl Mortgage Assoc		06/25/2015	3,000,000.00	2,995,617.00	3,001,042.80	1.750	1.660	1,615	148	11/26/2019
3135G0R39	5077	Fed Natl Mortgage Assoc		01/23/2017	3,000,000.00	2,988,927.00	2,995,245.11	1.000	1.517	1,004	115	10/24/2019
3135G0ZG1	5078	Fed Natl Mortgage Assoc		01/23/2017	3,000,000.00	2,996,910.00	3,002,024.51	1.750	1.400	962	73	09/12/2019
3135G0N33	5081	Fed Natl Mortgage Assoc		01/23/2017	3,000,000.00	2,996,364.00	2,998,580.96	0.875	1.436	921	32	08/02/2019
3135G0R39	5082	Fed Natl Mortgage Assoc		01/23/2017	3,000,000.00	2,988,927.00	2,995,265.97	1.000	1.515	1,004	115	10/24/2019
3135G0ZY2	5088	Fed Natl Mortgage Assoc		01/27/2017	3,000,000.00	2,995,617.00	3,003,415.11	1.750	1.480	1,033	148	11/26/2019
3135G0T29	5138	Fed Natl Mortgage Assoc		09/08/2017	3,000,000.00	2,988,471.00	3,002,220.88	1.500	1.385	903	242	02/28/2020
3135G0T29	5181	Fed Natl Mortgage Assoc		01/18/2018	5,000,000.00	4,980,785.00	4,982,412.11	1.500	2.048	771	242	02/28/2020
3135G0T29	5182	Fed Natl Mortgage Assoc		01/19/2018	5,000,000.00	4,980,785.00	4,981,904.94	1.500	2.064	770	242	02/28/2020
3136G4NM1	5253	Fed Natl Mortgage Assoc		07/03/2018	5,000,000.00	5,002,360.00	4,906,686.97	2.200	2.883	1,424	1,061	05/27/2022
3135G0U27	5276	Fed Natl Mortgage Assoc		09/21/2018	5,000,000.00	5,058,325.00	4,965,828.47	2.500	2.900	935	052	04/13/2021
3135G0T45	5299	Fed Natl Mortgage Assoc		12/18/2018	3,000,000.00	3,005,376.00	2,932,421.40	1.875	2.733	1,204	1,009	04/05/2022
3135G0U35	5312	Fed Natl Mortgage Assoc		12/24/2018	3,000,000.00	3,054,171.00	3,005,344.38	2.750	2.656	911	722	06/22/2021
3136G02F7	5326	Fed Natl Mortgage Assoc		01/25/2019	2,173,000.00	2,162,473.99	2,134,073.00	1.600	2.603	833	676	05/07/2021
3135G0T45	5391	Fed Natl Mortgage Assoc		06/24/2019	5,000,000.00	5,008,960.00	5,029,771.34	1.875	1.806	1,016	1,009	04/05/2022
3135G0F73	4963	FNMA Discount Notes		11/30/2015	3,000,000.00	2,985,285.00	2,985,043.03	1.500	1.871	1,827	518	11/30/2020
3136G3MK8	5018	FNMA Discount Notes		05/25/2016	3,000,000.00	2,988,042.00	3,000,000.00	1.350	1.350	1,279	147	11/25/2019
3136G3TU8	5026	FNMA Discount Notes		08/30/2016	5,000,000.00	4,975,595.00	5,000,000.00	1.125	1.125	1,278	182	12/30/2019
3135G0P72	5174	FNMA Discount Notes		12/29/2017	1,100,000.00	1,094,007.20	1,094,647.53	1.375	2.044	822	273	03/30/2020
3136G3U94	5325	FNMA Discount Notes		01/25/2018	1,000,000.00	991,720.00	977,965.43	1.400	2.603	851	694	05/25/2021
3135G0U43	5341	FNMA Discount Notes		02/12/2019	3,000,000.00	3,124,478.00	3,038,791.48	2.875	2.546	1,673	1,534	09/12/2023
880591EN8	5344	Tennessee Valley Authority		02/28/2019	4,473,000.00	4,475,983.49	4,385,018.81	1.875	2.560	1,264	1,141	08/15/2022
<b>Subtotal and Average</b>			<b>428,006,621.43</b>		<b>439,399,000.00</b>	<b>442,285,915.81</b>	<b>440,030,086.91</b>		<b>2.208</b>	<b>1,247</b>	<b>817</b>	
<b>Negotiable CD's - Interest Bearing</b>												
33715LBT8	5260	First Tech Fed Credit Union		07/16/2018	240,000.00	246,880.80	240,000.00	3.250	3.253	1,463	1,113	07/18/2022
320337BV8	5233	First General Bank		06/06/2018	240,000.00	240,332.40	240,000.00	2.300	2.300	814	424	08/28/2020
33616CBL3	5272	First Republic Bank		06/31/2018	240,000.00	241,717.44	240,000.00	2.900	2.800	728	424	08/28/2020

Portfolio SCVW  
AC  
PM (PRF\_PM2) 7.3.0

**Santa Clara Valley Water Dist.**  
**Portfolio Management**  
**Portfolio Details - Investments**  
**June 30, 2019**

Page 5

CUSIP	Investment #	Issuer	Average Balance	Purchase Date	Par Value	Market Value	Book Value	Stated Rate	YTM 365	Term	Days to Maturity	Maturity Date
<b>Negotiable CD's - Interest Bearing</b>												
410493CN8	5161	Hanmi Bank		11/22/2017	235,000.00	234,675.00	235,000.00	1.800	1.800	730	144	11/22/2019
583614BL5	5315	Mechanics Bank		01/18/2019	240,000.00	240,013.68	240,000.00	2.400	2.400	181	15	07/18/2019
624786CU1	5250	MUFG Union Bank NA		07/03/2018	240,000.00	241,144.56	240,000.00	2.650	2.650	734	371	07/06/2020
69406PCQ0	5160	Pacific City Bank		11/24/2017	235,000.00	234,578.06	235,000.00	1.700	1.700	731	147	11/25/2019
686264DD3	5338	Summit State Bank		02/15/2019	240,000.00	240,605.52	240,000.00	2.500	2.495	425	289	04/15/2020
<b>Subtotal and Average</b>			<b>2,006,000.00</b>		<b>1,910,000.00</b>	<b>1,919,945.46</b>	<b>1,910,000.00</b>		<b>2.428</b>	<b>726</b>	<b>367</b>	
<b>LAIF</b>												
SYS86-0237LAIF	88-0237LAIF	Local Agency Investment Fund			55,355,317.02	55,355,317.02	55,355,317.02	2.550	2.550	1	1	
<b>Subtotal and Average</b>			<b>38,021,983.69</b>		<b>55,355,317.02</b>	<b>55,355,317.02</b>	<b>55,355,317.02</b>		<b>2.550</b>	<b>1</b>	<b>1</b>	
<b>Medium Term Notes</b>												
037833DE7	5202	Apple Inc		05/03/2018	3,000,000.00	3,025,884.00	2,922,686.49	2.400	2.819	1,716	1,292	01/13/2023
037833BS8	5213	Apple Inc		05/18/2018	2,000,000.00	2,007,144.00	1,980,342.03	2.250	2.875	1,012	803	02/23/2021
478160CD4	5265	Johnson & Johnson		08/30/2018	3,000,000.00	3,020,364.00	2,951,802.95	2.250	2.889	1,281	976	03/03/2022
478160BT0	5350	Johnson & Johnson		03/05/2019	2,000,000.00	1,995,122.00	1,955,744.70	2.050	2.697	1,457	1,339	03/01/2023
594918AH7	5075	Microsoft Corp		01/09/2017	3,000,000.00	3,037,131.00	3,038,226.53	3.000	1.938	1,361	458	10/01/2020
594918BH6	5203	Microsoft Corp		05/03/2018	2,000,000.00	2,044,440.00	1,975,767.09	2.650	3.041	1,645	1,221	11/03/2022
742651DQ2	5068	Private Export Funding Corp		12/30/2016	1,575,000.00	1,573,527.38	1,574,642.67	1.450	1.640	958	45	08/15/2019
742651DR0	5367	Private Export Funding Corp		04/08/2019	3,003,000.00	3,014,753.74	2,988,061.43	2.050	2.412	1,317	1,233	11/15/2022
<b>Subtotal and Average</b>			<b>19,364,895.05</b>		<b>19,578,000.00</b>	<b>19,718,366.12</b>	<b>19,367,074.09</b>		<b>2.549</b>	<b>1,366</b>	<b>930</b>	
<b>Money Market Account</b>												
23380W523	4102	Daily Income US Gov MMF			37,924,860.51	37,924,860.51	37,924,860.51	0.050	0.050	1	1	
<b>Subtotal and Average</b>			<b>38,301,821.69</b>		<b>37,924,860.51</b>	<b>37,924,860.51</b>	<b>37,924,860.51</b>		<b>0.050</b>	<b>1</b>	<b>1</b>	
<b>TimeCD_Deposit Account</b>												
SYS5317	5317	Alliance Credit Union		01/18/2019	242,678.29	242,678.29	242,678.29	2.470	2.470	1	1	
SYS5311	5311	Bank of San Francisco		10/24/2018	242,737.76	242,737.76	242,737.76	2.250	2.250	1	1	
SYS5309	5309	Community Bank of the Bay		10/17/2018	244,352.92	244,352.92	244,352.92	2.704	2.704	1	1	
SYS5371	5371	Community Bank of the Bay		05/10/2019	5,016,739.73	5,016,739.73	5,016,739.73	2.440	2.440	1	1	
SYS4912	4812	Deposit Account		07/01/2018	0.00	0.00	0.00	0.005	0.005	1	1	
SYS5310	5310	Technology Credit Union		10/19/2018	244,684.58	244,684.58	244,684.58	2.776	2.776	1	1	
SYS5369	5369	Technology Credit Union		04/24/2019	10,046,148.56	10,046,148.56	10,046,148.56	2.500	2.500	1	1	
<b>Subtotal and Average</b>			<b>16,006,826.30</b>		<b>16,037,341.84</b>	<b>16,037,341.84</b>	<b>16,037,341.84</b>		<b>2.484</b>	<b>1</b>	<b>1</b>	

Portfolio SCVW  
AC  
PM (PRF\_PM2) 7.3 0



**Santa Clara Valley Water Dist.**  
**Portfolio Management**  
**Portfolio Details - Investments**  
**June 30, 2019**

Page 6

CUSIP	Investment #	Issuer	Average Balance	Purchase Date	Par Value	Market Value	Book Value	Stated Rate	YTM 365	Term	Days to Maturity	Maturity Date
<b>Supranational</b>												
4581X0DB1	5208	Inter-American Dev't Bank		05/15/2018	2,000,000.00	2,026,028.00	1,994,491.39	2.625	2.785	1,070	658	04/19/2021
4581X0CD8	5187	INTERAMERI DEV		01/30/2018	3,000,000.00	3,007,440.00	2,991,939.94	2.125	2.330	1,014	497	11/09/2020
459058FH1	5209	INTL BK RECON & DEVELOP		05/15/2018	2,000,000.00	1,981,648.00	1,948,357.92	1.376	2.805	1,105	693	05/24/2021
459058GL1	5290	INTL BK RECON & DEVELOP		12/03/2018	3,000,000.00	3,144,420.00	3,005,227.47	3.000	2.955	1,759	1,549	09/27/2023
45950KCL2	5111	INTL FINANCE CORP		05/26/2017	3,000,000.00	2,991,699.00	3,004,894.01	1.750	1.526	1,039	273	03/30/2020
45950VLP9	5193	INTL FINANCE CORP		03/15/2018	2,000,000.00	2,004,290.00	2,000,000.00	2.500	2.500	1,826	1,353	03/15/2023
<b>Subtotal and Average</b>			<b>14,943,765.10</b>		<b>15,000,000.00</b>	<b>15,155,525.00</b>	<b>14,944,910.73</b>		<b>2.439</b>	<b>1,297</b>	<b>825</b>	
<b>Municipal Bonds</b>												
010878AN6	5198	County of Alameda		03/29/2018	2,305,000.00	2,442,101.40	2,382,673.78	4.000	2.832	1,586	1,127	08/01/2022
13066YTY5	5054	CA Department Water Resources		09/28/2016	2,834,051.43	2,824,217.27	2,834,051.43	1.713	1.713	1,676	670	05/01/2021
13066YTZ2	5263	CA Department Water Resources		08/13/2018	2,000,000.00	2,001,700.00	1,952,262.78	2.000	2.894	1,357	1,035	05/01/2022
544351MN6	5246	City of Los Angeles CA		07/12/2018	2,500,000.00	2,556,450.00	2,500,000.00	2.900	2.899	1,512	1,158	09/01/2022
544351MN6	5247	City of Los Angeles CA		07/12/2018	2,500,000.00	2,556,450.00	2,500,000.00	2.900	2.899	1,512	1,158	09/01/2022
702274CN9	5285	City of Pasadena		12/06/2018	1,055,000.00	1,097,980.70	1,055,000.00	3.338	3.338	1,456	1,249	12/01/2022
702274CM1	5286	City of Pasadena		12/06/2018	500,000.00	513,725.00	500,000.00	3.235	3.235	1,091	884	12/01/2021
368079HR3	5362	Gavilan Joint Community CLG-A1		04/18/2019	2,000,000.00	2,022,080.00	2,000,000.00	2.450	2.448	836	762	08/01/2021
368079HS1	5363	Gavilan Joint Community CLG-A1		04/18/2019	500,000.00	508,640.00	500,000.00	2.520	2.519	1,201	1,127	08/01/2022
368079HT9	5364	Gavilan Joint Community CLG-A1		04/18/2019	400,000.00	409,220.00	400,000.00	2.620	2.619	1,566	1,492	08/01/2023
54465AGP1	5368	LA County Redev Agency		04/22/2019	1,750,000.00	1,734,635.00	1,721,949.25	2.000	2.480	1,593	1,523	09/01/2023
56781RJG3	5329	Marin CCD GO-B1		02/07/2019	600,000.00	622,170.00	600,000.00	2.895	2.895	1,638	1,492	08/01/2023
56781RJF5	5330	Marin CCD GO-B1		02/07/2019	500,000.00	513,910.00	500,000.00	2.813	2.813	1,271	1,127	08/01/2022
56781RGP6	5349	Marin CCD GO-B1		03/04/2019	2,080,000.00	2,122,556.80	2,082,785.05	2.566	2.600	1,246	1,127	08/01/2022
801546PE6	5156	Cnty Santa Clara		11/09/2017	3,000,000.00	3,002,520.00	3,007,386.97	2.125	1.890	996	397	08/01/2020
801577NR4	5388	SC County Financing Auth		06/27/2019	2,000,000.00	1,997,060.00	2,003,777.11	2.050	1.944	674	670	05/01/2021
7976465A0	5343	San Francisco City & County CA		02/28/2019	455,000.00	464,227.40	455,000.00	2.623	2.622	1,205	1,080	06/15/2022
797669XU7	5294	SF Bay Area Rapid Transit Dist		12/10/2018	1,385,000.00	1,392,963.75	1,370,967.74	2.387	2.916	934	731	07/01/2021
79765R3U1	5164	San Fran CY&Cnty CA PUC WTR		12/28/2017	1,000,000.00	1,018,700.00	1,000,000.00	2.619	2.619	1,769	1,219	11/01/2022
79765R3R8	5165	San Fran CY&Cnty CA PUC WTR		12/28/2017	400,000.00	400,004.00	400,000.00	2.132	2.127	673	123	11/01/2019
79765R3S6	5167	San Fran CY&Cnty CA PUC WTR		12/28/2017	100,000.00	100,389.00	100,000.00	2.298	2.292	1,039	489	11/01/2020
79765R3U1	5331	San Fran CY&Cnty CA PUC WTR		01/29/2019	875,000.00	891,362.50	887,622.04	2.619	2.887	1,372	1,219	11/01/2022
798170AE6	5189	San Jose Redevelopment Ag		02/28/2018	3,000,000.00	3,049,950.00	2,982,692.35	2.630	2.830	1,617	1,127	08/01/2022
798170AE6	5190	San Jose Redevelopment Ag		02/28/2018	2,000,000.00	2,033,300.00	1,991,331.83	2.630	2.780	1,615	1,127	08/01/2022
798189PB8	5218	San Jose Evergreen		06/05/2018	1,000,000.00	1,000,370.00	1,000,000.00	2.657	2.659	453	82	09/01/2019
798189PC4	5219	San Jose Evergreen		06/05/2018	285,000.00	287,191.65	285,000.00	2.827	2.828	819	428	09/01/2020
798189PD2	5220	San Jose Evergreen		06/05/2018	230,000.00	243,880.50	239,188.48	5.000	3.051	1,184	793	09/01/2021

Portfolio SCVW  
AC  
PM (PRF\_PM2) 7.3.0

Run Date: 07/08/2019 - 11:42

**Santa Clara Valley Water Dist.**  
**Portfolio Management**  
**Portfolio Details - Investments**  
**June 30, 2019**

Page 7

CUSIP	Investment #	Issuer	Average Balance	Purchase Date	Par Value	Market Value	Book Value	Stated Rate	YTM 365	Term	Days to Maturity	Maturity Date
<b>Municipal Bonds</b>												
798189PE0	5221	San Jose Evergreen		06/05/2018	130,000.00	141,281.40	138,793.31	5.000	3.223	1,549	1,158	09/01/2022
798189PB8	5242	San Jose Evergreen		08/22/2018	1,850,000.00	1,850,684.50	1,850,468.32	2.657	2.500	436	62	08/01/2019
91412HEW9	5352	University of California		03/19/2019	250,000.00	254,240.00	250,000.00	2.608	2.607	1,153	1,049	05/15/2022
91412HEX7	5353	University of California		03/19/2019	600,000.00	613,662.00	600,000.00	2.657	2.657	1,518	1,414	05/15/2023
91412GQF5	5365	University of California		05/15/2019	500,000.00	517,535.00	508,928.30	2.900	2.595	1,827	1,760	05/15/2024
91412GWX9	5366	University of California		04/09/2019	1,000,000.00	1,010,890.00	1,003,182.78	2.526	2.350	767	684	05/15/2021
91412GQE8	5370	University of California		05/01/2019	1,595,000.00	1,606,034.30	1,578,728.84	2.750	2.510	1,475	1,414	05/15/2023
93974D5Q7	5279	Washington State GO Bond		10/01/2018	2,000,000.00	2,078,840.00	1,992,041.72	3.030	3.136	1,765	1,492	08/01/2023
<b>Subtotal and Average</b>			<b>43,413,339.83</b>		<b>45,149,051.43</b>	<b>45,880,922.17</b>	<b>45,149,832.08</b>		<b>2.597</b>	<b>1,306</b>	<b>971</b>	
<b>Total and Average</b>			<b>614,557,402.84</b>		<b>654,353,570.80</b>	<b>658,252,802.93</b>	<b>654,570,588.96</b>		<b>2.160</b>	<b>1,024</b>	<b>680</b>	

**Santa Clara Valley Water Dist.  
Portfolio Management  
Portfolio Details - Cash  
June 30, 2019**

Page 8

CUSIP	Investment #	Issuer	Average Balance	Purchase Date	Par Value	Market Value	Book Value	Stated Rate	YTM 365	Term	Days to Maturity
Average Balance			0.00							0	0
Total Cash and Investments			614,557,402.84		654,353,570.80	658,252,802.93	654,570,588.96		2.160	1,024	880



**Santa Clara Valley Water Dist.  
Transaction Activity Report  
April 1, 2019 - June 30, 2019**

SANTA CLARA VALLEY WATER  
5750 Almaden Expressway  
San Jose, San Jose, Ca 951  
(408)265-2607

**Sorted by Transaction Date - Transaction Date  
All Funds**

Investment #	Fund	CUSIP	Inv Descrp	TransactionType	TransactionDate	MaturityDate	RedemptionType	New Principal	Principal Paydowns	Interest	Total Cash
4102	82	23380W523	Money Market Fund	Purchase	04/01/2019			61,148.69			-61,148.69
4102	82	23380W523	Money Market Fund	Purchase	04/01/2019			31,250.00			-31,250.00
4102	82	23380W523	Money Market Fund	Purchase	04/01/2019			26,250.00			-26,250.00
4102	82	23380W523	Money Market Fund	Purchase	04/01/2019			22,500.00			-22,500.00
4102	82	23380W523	Money Market Fund	Purchase	04/01/2019			59,375.00			-59,375.00
4102	82	23380W523	Money Market Fund	Purchase	04/01/2019			7,562.50			-7,562.50
4102	82	23380W523	Money Market Fund	Purchase	04/01/2019			45,000.00			-45,000.00
5075	82	594916AH7	MSFT 3.0% MAT	Interest	04/01/2019	10/01/2020				45,000.00	45,000.00
5111	82	45950KCL2	IFC 1.75% MAT	Interest	04/01/2019	03/30/2020				26,250.00	26,250.00
5169	82	3130A5P86	FHLB-C 1.8% MAT	Interest	04/01/2019	03/30/2020				22,500.00	22,500.00
5174	82	3135G0P72	FNMA 2.044228% MAT	Interest	04/01/2019	03/30/2020				7,562.50	7,562.50
5208	82	912828Q37	UNITED STATES	Interest	04/01/2019	03/31/2021				31,250.00	31,250.00
5214	82	3130ADUJ9	FEDERAL HOME	Interest	04/01/2019	03/30/2020				59,375.00	59,375.00
4102	82	23380W523	Money Market Fund	Interest	04/01/2019					61,148.69	61,148.69
<b>Totals for 04/01/2019</b>								<b>253,086.19</b>		<b>253,086.19</b>	<b>0.00</b>
4102	82	23380W523	Money Market Fund	Purchase	04/02/2019			13,150,000.00			-13,150,000.00
<b>Totals for 04/02/2019</b>								<b>13,150,000.00</b>			<b>-13,150,000.00</b>
4102	82	23380W523	Money Market Fund	Redemption	04/03/2019				1,200,000.00		1,200,000.00
<b>Totals for 04/03/2019</b>									<b>1,200,000.00</b>		<b>1,200,000.00</b>
5360	82	313370US5	FEDERAL HOME	Purchase	04/04/2019	09/11/2020		2,016,985.61			-2,016,985.61
5358	82	3134GTAY9	FEDERAL HOME	Purchase	04/04/2019	03/27/2024		3,000,031.25			-3,000,031.25
4102	82	23380W523	Money Market Fund	Redemption	04/04/2019				3,673.61		3,673.61
4102	82	23380W523	Money Market Fund	Redemption	04/04/2019				1,531.25		1,531.25
4102	82	23380W523	Money Market Fund	Redemption	04/04/2019			2,000,000.00			2,000,000.00
4102	82	23380W523	Money Market Fund	Redemption	04/04/2019			2,013,312.00			2,013,312.00
4102	82	23380W523	Money Market Fund	Redemption	04/04/2019			2,998,500.00			2,998,500.00
<b>Totals for 04/04/2019</b>								<b>5,017,016.86</b>	<b>7,017,016.86</b>		<b>2,000,000.00</b>
4102	82	23380W523	Money Market Fund	Purchase	04/05/2019			23,750.00			-23,750.00
4102	82	23380W523	Money Market Fund	Purchase	04/05/2019			26,125.00			-26,125.00
4102	82	23380W523	Money Market Fund	Purchase	04/05/2019			5,000,000.00			-5,000,000.00
4102	82	23380W523	Money Market Fund	Purchase	04/05/2019			1,250,000.00			-1,250,000.00
5012	82	3130A7PW9	FHLB-C 0.95% MAT	Redemption	04/05/2019	04/05/2019	Maturity		5,000,000.00		5,000,000.00
5012	82	3130A7PW9	FHLB-C 0.95% MAT	Interest	04/05/2019	04/05/2019				23,750.00	23,750.00

Santa Clara Valley Water Dist.  
Transaction Activity Report  
Sorted by Transaction Date - Transaction Date

Page 2

Investment #	Fund	CUSIP	Inv Descrip	TransactionType	TransactionDate	MaturityDate	RedemptionType	New Principal	Principal Paydowns	Interest	Total Cash
5299	82	3135G0T45	FEDERAL NATL	Interest	04/05/2019	04/05/2022				28,125.00	28,125.00
5299	82	3135G0T45	FEDERAL NATL	Accr Int	04/05/2019	04/05/2022			11,408.25	-11,408.25	0.00
Totals for 04/05/2019								6,301,875.00	5,011,406.25	40,468.75	-1,250,000.00
5359	82	3134GTFZ1	FEDERAL HOME	Purchase	04/08/2019	04/08/2024		3,000,000.00			-3,000,000.00
5367	82	742851DR0	PRIVATE EXPT	Purchase	04/08/2019	11/15/2022		2,990,126.31			-2,990,126.31
4102	82	23380W523	Money Market Fund	Redemption	04/08/2019				3,000,000.00		3,000,000.00
4102	82	23380W523	Money Market Fund	Redemption	04/08/2019				24,453.60		24,453.60
4102	82	23380W523	Money Market Fund	Redemption	04/08/2019				150,000.00		150,000.00
4102	82	23380W523	Money Market Fund	Redemption	04/08/2019				2,965,672.71		2,965,672.71
Totals for 04/08/2019								5,990,126.31	6,140,126.31		150,000.00
5366	82	91412GWX9	UNIVERSITY CALIF	Purchase	04/09/2019	05/15/2021		1,013,674.00			-1,013,674.00
4102	82	23380W523	Money Market Fund	Redemption	04/09/2019				5,800.00		5,800.00
4102	82	23380W523	Money Market Fund	Redemption	04/09/2019				10,104.00		10,104.00
4102	82	23380W523	Money Market Fund	Redemption	04/09/2019				507,110.00		507,110.00
4102	82	23380W523	Money Market Fund	Redemption	04/09/2019				1,003,570.00		1,003,570.00
4102	82	23380W523	Money Market Fund	Redemption	04/09/2019				5,100,000.00		5,100,000.00
5365	82	91412GQF5	UNIVERSITY CALIF	Interest	04/09/2019	05/15/2024				-5,800.00	-5,800.00
5365	82	91412GQF5	UNIVERSITY CALIF	Interest	04/09/2019	05/15/2024				-507,110.00	-507,110.00
Totals for 04/09/2019								1,013,674.00	6,626,584.00	-512,910.00	5,100,000.00
4102	82	23380W523	Money Market Fund	Purchase	04/10/2019			7,450,000.00			-7,450,000.00
Totals for 04/10/2019								7,450,000.00			-7,450,000.00
4102	82	23380W523	Money Market Fund	Redemption	04/11/2019				4,050,000.00		4,050,000.00
Totals for 04/11/2019									4,050,000.00		4,050,000.00
4102	82	23380W523	Money Market Fund	Purchase	04/12/2019			11,200,000.00			-11,200,000.00
Totals for 04/12/2019								11,200,000.00			-11,200,000.00
4102	82	23380W523	Money Market Fund	Purchase	04/15/2019			2,000,000.00			-2,000,000.00
4102	82	23380W523	Money Market Fund	Purchase	04/15/2019			509.59			-509.59
4102	82	23380W523	Money Market Fund	Purchase	04/15/2019			62,500.00			-62,500.00
4102	82	23380W523	Money Market Fund	Purchase	04/15/2019			16,875.00			-16,875.00
4102	82	23380W523	Money Market Fund	Purchase	04/15/2019			3,000,000.00			-3,000,000.00
4102	82	23380W523	Money Market Fund	Purchase	04/15/2019			12,500.00			-12,500.00
88-0237LAIF	82	SYS88-0237LAIF	LAIF 4.958%	Purchase	04/15/2019			282,708.35			-282,708.35
5059	82	3137EADZ9	FHLMC 1.125%	Redemption	04/15/2019	04/15/2019	Maturity		3,000,000.00		3,000,000.00
5314	82	3130AFMS3	FEDERAL HOME	Redemption	04/15/2019	01/15/2021	Call		2,000,000.00		2,000,000.00
5059	82	3137EADZ9	FHLMC 1.125%	Interest	04/15/2019	04/15/2019				16,875.00	16,875.00
5276	82	3135G0U27	FEDERAL NATL	Interest	04/15/2019	04/13/2021				62,500.00	62,500.00
5314	82	3130AFMS3	FEDERAL HOME	Interest	04/15/2019	01/15/2021				12,500.00	12,500.00
5338	82	866264DD3	SUMMIT 2.5% MAT	Interest	04/15/2019	04/15/2020				509.59	509.59

Portfolio SCVW

AC

TA (PRF\_TA) 7.1.1  
Report Ver. 7.3.6.1

Santa Clara Valley Water Dist.  
Transaction Activity Report  
Sorted by Transaction Date - Transaction Date

Page 3

Investment #	Fund	CUSIP	Inv Descrip	TransactionType	TransactionDate	MaturityDate	RedemptionType	New Principal	Principal Paydowns	Interest	Total Cash
88-0237LAIF	82	SYS88-0237LAIF	LAIF 4.958%	Interest	04/15/2019					282,708.35	282,708.35
Totals for 04/15/2019								5,375,092.94	5,000,000.00	375,092.94	0.00
4102	82	23380W523	Money Market Fund	Purchase	04/16/2019			662.47			-662.47
5260	82	33715LBT6	1STTCH 3.25% MAT	Interest	04/16/2019	07/18/2022				662.47	662.47
Totals for 04/16/2019								662.47		662.47	0.00
5361	82	3134GTCP6	FEDERAL HOME	Purchase	04/17/2019	10/17/2022		2,000,000.00			-2,000,000.00
4102	82	23380W523	Money Market Fund	Redemption	04/17/2019				2,000,000.00		2,000,000.00
4102	82	23380W523	Money Market Fund	Redemption	04/17/2019				1,000,000.00		1,000,000.00
Totals for 04/17/2019								2,000,000.00	3,000,000.00		1,000,000.00
5362	82	368079HR3	GAVILA 2.45% MAT	Purchase	04/18/2019	08/01/2021		2,000,000.00			-2,000,000.00
5363	82	368079HS1	GAVILA 2.52% MAT	Purchase	04/18/2019	08/01/2022		500,000.00			-500,000.00
5364	82	368079HT9	GAVILAN CALIF JT	Purchase	04/18/2019	08/01/2023		400,000.00			-400,000.00
4102	82	23380W523	Money Market Fund	Redemption	04/18/2019				400,000.00		400,000.00
4102	82	23380W523	Money Market Fund	Redemption	04/18/2019				500,000.00		500,000.00
4102	82	23380W523	Money Market Fund	Redemption	04/18/2019				2,000,000.00		2,000,000.00
4102	82	23380W523	Money Market Fund	Redemption	04/18/2019				7,650,000.00		7,650,000.00
Totals for 04/18/2019								2,900,000.00	10,550,000.00		7,650,000.00
4102	82	23380W523	Money Market Fund	Purchase	04/19/2019			26,250.00			-26,250.00
5208	82	4561X0DB1	IABD 2.625% MAT	Interest	04/19/2019	04/19/2021				26,250.00	26,250.00
Totals for 04/19/2019								26,250.00		26,250.00	0.00
5368	82	54485AGP1	LA CNY 2% MAT	Purchase	04/22/2019	08/01/2023		1,720,430.83			-1,720,430.83
4102	82	23380W523	Money Market Fund	Purchase	04/22/2019			359.26			-359.26
4102	82	23380W523	Money Market Fund	Purchase	04/22/2019			55,000.00			-55,000.00
4102	82	23380W523	Money Market Fund	Purchase	04/22/2019			11,300,000.00			-11,300,000.00
4102	82	23380W523	Money Market Fund	Redemption	04/22/2019				4,958.33		4,958.33
4102	82	23380W523	Money Market Fund	Redemption	04/22/2019				1,715,472.50		1,715,472.50
5119	82	3137EAEF2	FMAC-C 1.375%	Interest	04/22/2019	04/20/2020				34,375.00	34,375.00
5120	82	3137EAEF2	FMAC-C 1.375%	Interest	04/22/2019	04/20/2020				20,625.00	20,625.00
5161	82	410493CN8	HANMI 1.8% MAT	Interest	04/22/2019	11/22/2019				359.26	359.26
Totals for 04/22/2019								13,075,790.09	1,720,430.83	55,359.26	-11,300,000.00
4102	82	23380W523	Money Market Fund	Redemption	04/23/2019				19,600,000.00		19,600,000.00
Totals for 04/23/2019									19,600,000.00		19,600,000.00
4102	82	23380W523	Money Market Fund	Purchase	04/24/2019			339.30			-339.30
4102	82	23380W523	Money Market Fund	Purchase	04/24/2019			33,000.00			-33,000.00
4102	82	23380W523	Money Market Fund	Purchase	04/24/2019			30,000.00			-30,000.00
4102	82	23380W523	Money Market Fund	Purchase	04/24/2019			6,600,000.00			-6,600,000.00
5077	82	3135GOR39	FNMA 1% MAT	Interest	04/24/2019	10/24/2019				15,000.00	15,000.00

Portfolio SCVW

AC

Run Date: 07/08/2019 - 12:37

99

TA (PRF\_TA) 7.1.1  
Report Ver. 7.3.6.1

**Santa Clara Valley Water Dist.**  
**Transaction Activity Report**  
**Sorted by Transaction Date - Transaction Date**

Investment #	Fund	CUSIP	Inv Descrip	TransactionType	TransactionDate	MaturityDate	RedemptionType	New Principal	Principal Paydowns	Interest	Total Cash
5082	82	3135G0R39	FNMA 1.1% MAT	Interest	04/24/2019	10/24/2019				15,000.00	15,000.00
5148	82	3130ACKG8	FHLB-C 2.2% MAT	Interest	04/24/2019	10/24/2022				33,000.00	33,000.00
5160	82	69406PCQ0	PCB 1.7% MAT	Interest	04/24/2019	11/25/2019				339.30	339.30
<b>Totals for 04/24/2019</b>								<b>6,663,339.30</b>		<b>63,339.30</b>	<b>-6,600,000.00</b>
4102	82	23380W523	Money Market Fund	Purchase	04/25/2019			3,000,000.00			-3,000,000.00
4102	82	23380W523	Money Market Fund	Purchase	04/25/2019			22,050.00			-22,050.00
4102	82	23380W523	Money Market Fund	Purchase	04/25/2019			30,450.00			-30,450.00
4102	82	23380W523	Money Market Fund	Purchase	04/25/2019			45,000.00			-45,000.00
5222	82	3133EJMC0	FEDERAL FARM CR	Redemption	04/25/2019	04/25/2023	Call		3,000,000.00		3,000,000.00
4102	82	23380W523	Money Market Fund	Redemption	04/25/2019				3,900,000.00		3,900,000.00
5101	82	3133EHGS6	FFCB 2.03% MAT	Interest	04/25/2019	04/25/2022				30,450.00	30,450.00
5222	82	3133EJMC0	FEDERAL FARM CR	Interest	04/25/2019	04/25/2023				45,000.00	45,000.00
5324	82	3133EJ6C8	FEDERAL FARM CR	Interest	04/25/2019	04/25/2022				22,050.00	22,050.00
<b>Totals for 04/25/2019</b>								<b>3,097,500.00</b>	<b>6,900,000.00</b>	<b>97,500.00</b>	<b>3,900,000.00</b>
4102	82	23380W523	Money Market Fund	Purchase	04/26/2019			4,400,000.00			-4,400,000.00
<b>Totals for 04/26/2019</b>								<b>4,400,000.00</b>			<b>-4,400,000.00</b>
4102	82	23380W523	Money Market Fund	Purchase	04/29/2019			63,000.00			-63,000.00
4102	82	23380W523	Money Market Fund	Purchase	04/29/2019			29,100.00			-29,100.00
5249	82	3133EJTB5	FEDERAL FARM CR	Interest	04/29/2019	04/27/2022				63,000.00	63,000.00
5296	82	3130A7TX3	FEDERAL HOME	Interest	04/29/2019	04/27/2022				29,100.00	29,100.00
5296	82	3130A7TX3	FEDERAL HOME	Accr Int	04/29/2019	04/27/2022			7,598.33	-7,598.33	0.00
<b>Totals for 04/29/2019</b>								<b>92,100.00</b>	<b>7,598.33</b>	<b>84,501.67</b>	<b>0.00</b>
4102	82	23380W523	Money Market Fund	Purchase	04/30/2019			5,000,000.00			-5,000,000.00
4102	82	23380W523	Money Market Fund	Purchase	04/30/2019			5,000,000.00			-5,000,000.00
4102	82	23380W523	Money Market Fund	Purchase	04/30/2019			1,094.79			-1,094.79
4102	82	23380W523	Money Market Fund	Purchase	04/30/2019			68,500.00			-68,500.00
4102	82	23380W523	Money Market Fund	Purchase	04/30/2019			105,000.00			-105,000.00
4102	82	23380W523	Money Market Fund	Purchase	04/30/2019			240,000.00			-240,000.00
4102	82	23380W523	Money Market Fund	Purchase	04/30/2019			37,500.00			-37,500.00
5186	82	05368TAT8	AVID 1.85% MAT	Redemption	04/30/2019	04/30/2019	Maturity		240,000.00		240,000.00
5212	82	3133EJMU0	FEDERAL FARM CR	Redemption	04/30/2019	04/30/2021	Call		4,990,000.00		4,990,000.00
5212	82	3133EJMU0	FEDERAL FARM CR	Cap G/L	04/30/2019	04/30/2021			10,000.00		10,000.00
5281	82	3134GSSX4	FEDERAL HOME	Redemption	04/30/2019	12/30/2021	Call		5,000,000.00		5,000,000.00
4102	82	23380W523	Money Market Fund	Redemption	04/30/2019				5,600,000.00		5,600,000.00
5186	82	05368TAT8	AVID 1.85% MAT	Interest	04/30/2019	04/30/2019				1,094.79	1,094.79
5212	82	3133EJMU0	FEDERAL FARM CR	Interest	04/30/2019	04/30/2021				68,500.00	68,500.00
5281	82	3134GSSX4	FEDERAL HOME	Interest	04/30/2019	12/30/2021				37,500.00	37,500.00
5323	82	3130AFAP2	FEDERAL HOME	Interest	04/30/2019	10/30/2023				52,500.00	52,500.00
5323	82	3130AFAP2	FEDERAL HOME	Accr Int	04/30/2019	10/30/2023			24,500.00	-24,500.00	0.00

Santa Clara Valley Water Dist.  
Transaction Activity Report  
Sorted by Transaction Date - Transaction Date

Page 5

Investment #	Fund	CUSIP	Inv Descip	TransactionType	TransactionDate	MaturityDate	RedemptionType	New Principal	Principal Paydowns	Interest	Total Cash
5340	82	3130AFAP2	FEDERAL HOME	Interest	04/30/2019	10/30/2023				52,500.00	52,500.00
5340	82	3130AFAP2	FEDERAL HOME	Accr Int	04/30/2019	10/30/2023			28,291.87	-28,291.87	0.00
Totals for 04/30/2019								10,452,094.79	15,892,791.67	159,303.12	5,600,000.00
5370	82	91412GOE8	UNIVERSITY CALIF	Purchase	05/01/2019	05/15/2023		1,599,164.82			-1,599,164.82
4102	82	23380W523	Money Market Fund	Purchase	05/01/2019			33,450.00			-33,450.00
4102	82	23380W523	Money Market Fund	Purchase	05/01/2019			20,625.00			-20,625.00
4102	82	23380W523	Money Market Fund	Purchase	05/01/2019			20,000.00			-20,000.00
4102	82	23380W523	Money Market Fund	Purchase	05/01/2019			4,264.00			-4,264.00
4102	82	23380W523	Money Market Fund	Purchase	05/01/2019			1,149.00			-1,149.00
4102	82	23380W523	Money Market Fund	Purchase	05/01/2019			24,553.13			-24,553.13
4102	82	23380W523	Money Market Fund	Purchase	05/01/2019			24,788.93			-24,788.93
4102	82	23380W523	Money Market Fund	Purchase	05/01/2019			80,180.83			-80,180.83
4102	82	23380W523	Money Market Fund	Purchase	05/01/2019			84,384.84			-84,384.84
4102	82	23380W523	Money Market Fund	Purchase	05/01/2019			468.82			-468.82
4102	82	23380W523	Money Market Fund	Purchase	05/01/2019			1,000,000.00			-1,000,000.00
5054	82	13086YTY5	CADWR 1.713%	Redemption	05/01/2019	05/01/2021	Call		60,180.83		60,180.83
4102	82	23380W523	Money Market Fund	Redemption	05/01/2019				19,845.07		19,845.07
4102	82	23380W523	Money Market Fund	Redemption	05/01/2019				1,579,319.75		1,579,319.75
5054	82	13086YTY5	CADWR 1.713%	Interest	05/01/2019	05/01/2021				24,788.93	24,788.93
5145	82	3137EADR7	FMAC-C 1.375%	Interest	05/01/2019	05/01/2020				20,625.00	20,625.00
5154	82	3133EHM34	FFCB 2.23% MAT	Interest	05/01/2019	11/01/2022				33,450.00	33,450.00
5164	82	79765R3U1	SFOWTR 2.619%	Interest	05/01/2019	11/01/2022				13,095.00	13,095.00
5165	82	79765R3R8	SFOWTR 2.132%	Interest	05/01/2019	11/01/2019				4,264.00	4,264.00
5167	82	79765R3S8	SFOWTR 2.298%	Interest	05/01/2019	11/01/2020				1,149.00	1,149.00
5233	82	320337BV9	FIGBCA 2.3% MAT	Interest	05/01/2019	08/28/2020				488.82	488.82
5283	82	13086YTZ2	CALIFORNIA ST	Interest	05/01/2019	05/01/2022				20,000.00	20,000.00
5331	82	79765R3U1	SFOWTR 2.819%	Interest	05/01/2019	11/01/2022				11,458.13	11,458.13
5331	82	79765R3U1	SFOWTR 2.819%	Accr Int	05/01/2019	11/01/2022			5,601.75	-5,601.75	0.00
4102	82	23380W523	Money Market Fund	Interest	05/01/2019					84,384.84	64,384.84
Totals for 05/01/2019								2,853,009.37	1,664,927.40	188,081.97	-1,000,000.00
4102	82	23380W523	Money Market Fund	Purchase	05/02/2019			45,000.00			-45,000.00
4102	82	23380W523	Money Market Fund	Purchase	05/02/2019			20,250.00			-20,250.00
4102	82	23380W523	Money Market Fund	Purchase	05/02/2019			3,000,000.00			-3,000,000.00
5098	82	3133EHHN6	FFCB 1.35% MAT	Redemption	05/02/2019	05/02/2019	Maturity		3,000,000.00		3,000,000.00
4102	82	23380W523	Money Market Fund	Redemption	05/02/2019				1,800,000.00		1,800,000.00
5098	82	3133EHHN8	FFCB 1.35% MAT	Interest	05/02/2019	05/02/2019				20,250.00	20,250.00
5318	82	3133EJP60	FEDERAL FARM CR	Interest	05/02/2019	05/02/2023				45,000.00	45,000.00
5318	82	3133EJP60	FEDERAL FARM CR	Accr Int	05/02/2019	05/02/2023			20,250.00	-20,250.00	0.00
Totals for 05/02/2019								3,065,250.00	4,820,250.00	45,000.00	1,800,000.00

Portfolio SCVW

AC

Run Date: 07/09/2019 - 12:37

101

TA (PRF\_TA) 7.1.1  
Report Ver. 7.3.6.1



**Santa Clara Valley Water Dist.**  
**Transaction Activity Report**  
**Sorted by Transaction Date - Transaction Date**

Page 6

Investment #	Fund	CUSIP	Inv Descrip	TransactionType	TransactionDate	MaturityDate	RedemptionType	New Principal	Principal Paydowns	Interest	Total Cash
4102	82	23380W523	Money Market Fund	Purchase	05/03/2019			16,500.00			-16,500.00
4102	82	23380W523	Money Market Fund	Purchase	05/03/2019			26,500.00			-26,500.00
4102	82	23380W523	Money Market Fund	Purchase	05/03/2019			3,000,000.00			-3,000,000.00
5017	82	3133EF5X1	FFCB 1.1% MAT	Redemption	05/03/2019	05/03/2019	Maturity		3,000,000.00		3,000,000.00
4102	82	23380W523	Money Market Fund	Redemption	05/03/2019				1,200,000.00		1,200,000.00
5017	82	3133EF5X1	FFCB 1.1% MAT	Interest	05/03/2019	05/03/2019				16,500.00	16,500.00
5203	82	594918BH6	MSFT 2.65% MAT	Interest	05/03/2019	11/03/2022				26,500.00	26,500.00
<b>Totals for 05/03/2019</b>								<b>3,043,000.00</b>	<b>4,200,000.00</b>	<b>43,000.00</b>	<b>1,200,000.00</b>
4102	82	23380W523	Money Market Fund	Purchase	05/07/2019			17,384.00			-17,384.00
4102	82	23380W523	Money Market Fund	Redemption	05/07/2019				1,300,000.00		1,300,000.00
5326	82	3136G02F7	FEDERAL NATL	Interest	05/07/2019	05/07/2021				17,384.00	17,384.00
5326	82	3136G02F7	FEDERAL NATL	Accr Int	05/07/2019	05/07/2021			7,533.07	-7,533.07	0.00
<b>Totals for 05/07/2019</b>								<b>17,384.00</b>	<b>1,307,533.07</b>	<b>9,850.93</b>	<b>1,300,000.00</b>
4102	82	23380W523	Money Market Fund	Purchase	05/08/2019			37,587.50			-37,587.50
4102	82	23380W523	Money Market Fund	Purchase	05/08/2019			5,800.00			-5,800.00
4102	82	23380W523	Money Market Fund	Purchase	05/08/2019			507,110.00			-507,110.00
4102	82	23380W523	Money Market Fund	Redemption	05/08/2019				9,250,000.00		9,250,000.00
88-0237LAIF	82	SYS88-0237LAIF	LAIF 4.958%	Redemption	05/08/2019				20,000,000.00		20,000,000.00
5095	82	3133EHJA2	FFCB 1.55% MAT	Interest	05/08/2019	05/08/2020				23,250.00	23,250.00
5142	82	3133EHJA2	FFCB 1.55% MAT	Interest	05/08/2019	05/08/2020				14,337.50	14,337.50
5365	82	91412GQF5	UNIVERSITY CALIF	Interest	05/08/2019	05/15/2024				5,800.00	5,800.00
5365	82	91412GQF5	UNIVERSITY CALIF	Interest	05/08/2019	05/15/2024				507,110.00	507,110.00
<b>Totals for 05/08/2019</b>								<b>550,497.50</b>	<b>29,250,000.00</b>	<b>550,497.50</b>	<b>29,250,000.00</b>
4102	82	23380W523	Money Market Fund	Purchase	05/09/2019			31,875.00			-31,875.00
5167	82	4581X0CD8	INTERA 2.125%	Interest	05/09/2019	11/09/2020				31,875.00	31,875.00
<b>Totals for 05/09/2019</b>								<b>31,875.00</b>		<b>31,875.00</b>	<b>0.00</b>
4102	82	23380W523	Money Market Fund	Purchase	05/10/2019			3,950,000.00			-3,950,000.00
<b>Totals for 05/10/2019</b>								<b>3,950,000.00</b>			<b>-3,950,000.00</b>
4102	82	23380W523	Money Market Fund	Purchase	05/13/2019			14,803.50			-14,803.50
4102	82	23380W523	Money Market Fund	Redemption	05/13/2019				14,250,000.00		14,250,000.00
5141	82	3133ECPD0	FFCB 1.42% MAT	Interest	05/13/2019	05/13/2020				14,803.50	14,803.50
<b>Totals for 05/13/2019</b>								<b>14,803.50</b>	<b>14,250,000.00</b>	<b>14,803.50</b>	<b>14,250,000.00</b>
4102	82	23380W523	Money Market Fund	Purchase	05/14/2019			3,000,000.00			-3,000,000.00
4102	82	23380W523	Money Market Fund	Purchase	05/14/2019			3,000,000.00			-3,000,000.00
4102	82	23380W523	Money Market Fund	Purchase	05/14/2019			2,850,000.00			-2,850,000.00
4102	82	23380W523	Money Market Fund	Purchase	05/14/2019			4,655.00			-4,655.00
4102	82	23380W523	Money Market Fund	Purchase	05/14/2019			22,500.00			-22,500.00
88-0237LAIF	82	SYS88-0237LAIF	LAIF 4.958%	Purchase	05/14/2019			10,000,000.00			-10,000,000.00

Portfolio SCVW

AC

TA (PRF\_TA) 7.1.1  
Report Ver. 7.3.6.1

Santa Clara Valley Water Dist.  
Transaction Activity Report  
Sorted by Transaction Date - Transaction Date

Page 7

Investment #	Fund	CUSIP	Inv Descrip	TransactionType	TransactionDate	MaturityDate	RedemptionType	New Principal	Principal Paydowns	Interest	Total Cash
5324	82	3133EJ8C8	FEDERAL FARM CR	Redemption	05/14/2019	04/25/2022	Call		3,000,000.00		3,000,000.00
5328	82	3134GSX26	FEDERAL HOME	Redemption	05/14/2019	11/14/2022	Call		3,000,000.00		3,000,000.00
5324	82	3133EJ8C8	FEDERAL FARM CR	Interest	05/14/2019	04/25/2022				4,655.00	4,655.00
5328	82	3134GSX26	FEDERAL HOME	Interest	05/14/2019	11/14/2022				22,500.00	22,500.00
Totals for 05/14/2019								18,877,155.00	6,000,000.00	27,155.00	-12,850,000.00
5372	82	3133EKL2	FEDERAL FARM CR	Purchase	05/15/2019	05/15/2023		3,011,083.50			-3,011,083.50
5365	82	91412GQF5	UNIVERSITY CALIF	Purchase	05/15/2019	05/15/2024		507,110.00			-507,110.00
4102	82	23380W523	Money Market Fund	Purchase	05/15/2019			493.15			-493.15
4102	82	23380W523	Money Market Fund	Purchase	05/15/2019			39,375.00			-39,375.00
4102	82	23380W523	Money Market Fund	Purchase	05/15/2019			42,500.00			-42,500.00
4102	82	23380W523	Money Market Fund	Purchase	05/15/2019			50,000.00			-50,000.00
4102	82	23380W523	Money Market Fund	Purchase	05/15/2019			12,630.00			-12,630.00
4102	82	23380W523	Money Market Fund	Purchase	05/15/2019			21,518.75			-21,518.75
4102	82	23380W523	Money Market Fund	Purchase	05/15/2019			30,780.75			-30,780.75
4102	82	23380W523	Money Market Fund	Redemption	05/15/2019				507,110.00		507,110.00
4102	82	23380W523	Money Market Fund	Redemption	05/15/2019				650,000.00		650,000.00
4102	82	23380W523	Money Market Fund	Redemption	05/15/2019				3,011,083.50		3,011,083.50
5062	82	3130A9V32	FHLB-C 1.05% MAT	Interest	05/15/2019	11/15/2021				50,000.00	50,000.00
5179	82	3130ACN83	FHLB-C 1.7% MAT	Interest	05/15/2019	05/15/2020				42,500.00	42,500.00
5277	82	9128284P2	UNITED STATES	Interest	05/15/2019	05/15/2021				39,375.00	39,375.00
5338	82	866264DD3	SUMMIT 2.5% MAT	Interest	05/15/2019	04/15/2020				493.15	493.15
5366	82	91412GWX9	UNIVERSITY CALIF	Interest	05/15/2019	05/15/2021				12,630.00	12,630.00
5366	82	91412GWX9	UNIVERSITY CALIF	Accr Int	05/15/2019	05/15/2021			10,104.00	-10,104.00	0.00
5367	82	742651DR0	PRIVATE EXPT	Interest	05/15/2019	11/15/2022				30,780.75	30,780.75
5367	82	742651DR0	PRIVATE EXPT	Accr Int	05/15/2019	11/15/2022			24,453.60	-24,453.60	0.00
5370	82	91412GQE8	UNIVERSITY CALIF	Interest	05/15/2019	05/15/2023				21,518.75	21,518.75
5370	82	91412GQE8	UNIVERSITY CALIF	Accr Int	05/15/2019	05/15/2023			18,845.07	-18,845.07	0.00
Totals for 05/15/2019								3,715,491.15	4,222,586.17	142,894.96	650,000.00
4102	82	23380W523	Money Market Fund	Purchase	05/16/2019			641.10			-641.10
4102	82	23380W523	Money Market Fund	Purchase	05/16/2019			2,450,000.00			-2,450,000.00
5260	82	33715LBT6	1STTCH 3.25% MAT	Interest	05/16/2019	07/18/2022				641.10	641.10
Totals for 05/16/2019								2,450,641.10		641.10	-2,450,000.00
4102	82	23380W523	Money Market Fund	Purchase	05/17/2019			35,510.50			-35,510.50
4102	82	23380W523	Money Market Fund	Purchase	05/17/2019			1,200,000.00			-1,200,000.00
5251	82	3133EGAH8	FEDERAL FARM CR	Interest	05/17/2019	05/17/2021				35,510.50	35,510.50
Totals for 05/17/2019								1,235,510.50		35,510.50	-1,200,000.00
4102	82	23380W523	Money Market Fund	Purchase	05/20/2019			88,500.00			-88,500.00
4102	82	23380W523	Money Market Fund	Purchase	05/20/2019			27,450.00			-27,450.00
5170	82	3133EGBL8	FFCB 1.37% MAT	Interest	05/20/2019	05/19/2020				20,550.00	20,550.00

Portfolio SCVW

AC

Run Date: 07/08/2019 - 12:37

103

TA (PRF\_TA) 7.1.1  
Report Ver 7.3.6.1

**Santa Clara Valley Water Dist.**  
**Transaction Activity Report**  
**Sorted by Transaction Date - Transaction Date**

Page 8

Investment #	Fund	CUSIP	Inv Descrip	TransactionType	TransactionDate	MaturityDate	RedemptionType	New Principal	Principal Paydowns	Interest	Total Cash
5172	82	3133EHT78	FFCB 1.83% MAT	Interest	05/20/2019	05/20/2020				27,450.00	27,450.00
5175	82	3133EGBL8	FFCB 1.37% MAT	Interest	05/20/2019	05/19/2020				20,550.00	20,550.00
5177	82	3133EGBL8	FFCB 1.37% MAT	Interest	05/20/2019	05/19/2020				27,400.00	27,400.00
<b>Totals for 05/20/2019</b>								<b>95,350.00</b>		<b>95,950.00</b>	<b>0.00</b>
4102	82	23380W523	Money Market Fund	Purchase	05/21/2019			3,000,000.00			-3,000,000.00
4102	82	23380W523	Money Market Fund	Purchase	05/21/2019			53,250.00			-53,250.00
5284	82	3130AFD61	FEDERAL HOME	Redemption	05/21/2019	11/21/2023	Call		3,000,000.00		3,000,000.00
4102	82	23380W523	Money Market Fund	Redemption	05/21/2019				850,000.00		850,000.00
5284	82	3130AFD61	FEDERAL HOME	Interest	05/21/2019	11/21/2023				53,250.00	53,250.00
<b>Totals for 05/21/2019</b>								<b>3,053,250.00</b>	<b>3,850,000.00</b>	<b>53,250.00</b>	<b>850,000.00</b>
4102	82	23380W523	Money Market Fund	Purchase	05/22/2019			6,000,000.00			-6,000,000.00
4102	82	23380W523	Money Market Fund	Purchase	05/22/2019			347.67			-347.67
4102	82	23380W523	Money Market Fund	Purchase	05/22/2019			3,600,000.00			-3,600,000.00
4102	82	23380W523	Money Market Fund	Purchase	05/22/2019			37,240.00			-37,240.00
5320	82	3133EJET2	FEDERAL FARM CR	Redemption	05/22/2019	03/06/2023	Call		2,996,400.00		2,996,400.00
5320	82	3133EJET2	FEDERAL FARM CR	Cap G/L	05/22/2019	03/06/2023			3,600.00		3,600.00
5322	82	3133EJET2	FEDERAL FARM CR	Redemption	05/22/2019	03/06/2023	Call		2,996,478.00		2,996,478.00
5322	82	3133EJET2	FEDERAL FARM CR	Cap G/L	05/22/2019	03/06/2023			3,522.00		3,522.00
5161	82	410493CN8	HANMI 1.8% MAT	Interest	05/22/2019	11/22/2019				347.67	347.67
5320	82	3133EJET2	FEDERAL FARM CR	Interest	05/22/2019	03/06/2023				18,620.00	18,620.00
5322	82	3133EJET2	FEDERAL FARM CR	Interest	05/22/2019	03/06/2023				18,620.00	18,620.00
<b>Totals for 05/22/2019</b>								<b>9,637,587.67</b>	<b>6,000,000.00</b>	<b>37,587.67</b>	<b>-3,600,000.00</b>
4102	82	23380W523	Money Market Fund	Purchase	05/23/2019			700,000.00			-700,000.00
<b>Totals for 05/23/2019</b>								<b>700,000.00</b>			<b>-700,000.00</b>
5375	82	3133ECLA2	FEDERAL FARM CR	Purchase	05/24/2019	05/15/2023		1,816,981.60			-1,816,981.60
5374	82	3130A3VC5	FEDERAL HOME	Purchase	05/24/2019	12/08/2023		3,045,312.00			-3,045,312.00
4102	82	23380W523	Money Market Fund	Purchase	05/24/2019			5,000,000.00			-5,000,000.00
4102	82	23380W523	Money Market Fund	Purchase	05/24/2019			328.36			-328.36
4102	82	23380W523	Money Market Fund	Purchase	05/24/2019			13,750.00			-13,750.00
4102	82	23380W523	Money Market Fund	Purchase	05/24/2019			80,750.00			-80,750.00
4102	82	23380W523	Money Market Fund	Purchase	05/24/2019			800,000.00			-800,000.00
4102	82	23380W523	Money Market Fund	Purchase	05/24/2019			13,760.00			-13,760.00
5216	82	3133EJQG7	FEDERAL FARM CR	Redemption	05/24/2019	05/24/2023	Call		5,000,000.00		5,000,000.00
4102	82	23380W523	Money Market Fund	Redemption	05/24/2019				1,037.88		1,037.88
4102	82	23380W523	Money Market Fund	Redemption	05/24/2019				31,125.00		31,125.00
4102	82	23380W523	Money Market Fund	Redemption	05/24/2019				1,815,943.72		1,815,943.72
4102	82	23380W523	Money Market Fund	Redemption	05/24/2019				3,014,187.00		3,014,187.00
4102	82	23380W523	Money Market Fund	Redemption	05/24/2019				13,750.00		13,750.00
5160	82	69406PCQ0	PCB 1.7% MAT	Interest	05/24/2019	11/25/2019				328.36	328.36

Portfolio SCVW

AC

Run Date: 07/08/2019 - 12:37

TA (PRF\_TA) 7.1.1  
Report Ver. 7.3.6.1

Santa Clara Valley Water Dist.  
Transaction Activity Report  
Sorted by Transaction Date - Transaction Date

Page 9

Investment #	Fund	CUSIP	Inv Descrip	TransactionType	TransactionDate	MaturityDate	RedemptionType	New Principal	Principal Paydowns	Interest	Total Cash
5209	82	459058FH1	IBRD 1.375% MAT	Interest	05/24/2019	05/24/2021				13,760.00	13,760.00
5216	82	3133EJQG7	FEDERAL FARM CR	Interest	05/24/2019	05/24/2023				80,750.00	80,750.00
Totals for 05/24/2019								10,770,881.96	9,876,043.60	94,838.36	-800,000.00
5373	82	3134GTPH0	FEDERAL HOME	Purchase	05/28/2019	11/28/2022		5,000,000.00			-5,000,000.00
4102	82	23380W523	Money Market Fund	Purchase	05/28/2019			20,250.00			-20,250.00
4102	82	23380W523	Money Market Fund	Purchase	05/28/2019			43,125.00			-43,125.00
4102	82	23380W523	Money Market Fund	Purchase	05/28/2019			40,000.00			-40,000.00
4102	82	23380W523	Money Market Fund	Purchase	05/28/2019			78,750.00			-78,750.00
4102	82	23380W523	Money Market Fund	Purchase	05/28/2019			75,000.00			-75,000.00
4102	82	23380W523	Money Market Fund	Purchase	05/28/2019			55,000.00			-55,000.00
4102	82	23380W523	Money Market Fund	Purchase	05/28/2019			65,625.00			-65,625.00
4102	82	23380W523	Money Market Fund	Redemption	05/28/2019				5,000,000.00		5,000,000.00
4872	82	3135G0ZY2	FNMA 1.75% MAT	Interest	05/28/2019	11/26/2019				26,250.00	26,250.00
4873	82	3135G0ZY2	FNMA 1.75% MAT	Interest	05/28/2019	11/26/2019				26,250.00	26,250.00
5018	82	3136G3MK8	FNMA 1.35% MAT	Interest	05/28/2019	11/25/2019				20,250.00	20,250.00
5068	82	3135G0ZY2	FNMA 1.75% MAT	Interest	05/28/2019	11/26/2019				26,250.00	26,250.00
5102	82	3130ABEC6	FHLB-C 1.6% MAT	Interest	05/28/2019	05/28/2020				16,000.00	16,000.00
5103	82	3130ABEC6	FHLB-C 1.6% MAT	Interest	05/28/2019	05/28/2020				24,000.00	24,000.00
5215	82	3130AECJ7	FEDERAL HOME	Interest	05/28/2019	05/28/2020				65,625.00	65,625.00
5253	82	3136G4MM1	FEDERAL NATL	Interest	05/28/2019	05/27/2022				55,000.00	55,000.00
5283	82	3134GSC52	FEDERAL HOME	Interest	05/28/2019	05/27/2021				75,000.00	75,000.00
5327	82	3133EJW70	FEDERAL FARM CR	Interest	05/28/2019	05/26/2021				43,125.00	43,125.00
5327	82	3133EJW70	FEDERAL FARM CR	Accr Int	05/28/2019	05/26/2021			14,135.42	-14,135.42	0.00
Totals for 05/28/2019								5,377,750.00	5,014,135.42	363,614.58	0.00
4102	82	23380W523	Money Market Fund	Redemption	05/29/2019				2,100,000.00		2,100,000.00
Totals for 05/29/2019									2,100,000.00		2,100,000.00
4102	82	23380W523	Money Market Fund	Purchase	05/30/2019			140,000.00			-140,000.00
4102	82	23380W523	Money Market Fund	Purchase	05/30/2019			18,750.00			-18,750.00
4102	82	23380W523	Money Market Fund	Purchase	05/30/2019			22,500.00			-22,500.00
4102	82	23380W523	Money Market Fund	Purchase	05/30/2019			18,000,000.00			-16,000,000.00
4102	82	23380W523	Money Market Fund	Purchase	05/30/2019			3,000,000.00			-3,000,000.00
4102	82	23380W523	Money Market Fund	Purchase	05/30/2019			453.70			-453.70
4870	82	3137EADG1	FHLMC 1.75% MAT	Redemption	05/30/2019	05/30/2019	Maturity		3,000,000.00		3,000,000.00
5014	82	3137EADG1	FHLMC 1.75% MAT	Redemption	05/30/2019	05/30/2019	Maturity		5,000,000.00		5,000,000.00
5015	82	3137EADG1	FHLMC 1.75% MAT	Redemption	05/30/2019	05/30/2019	Maturity		5,000,000.00		5,000,000.00
5016	82	3137EADG1	FHLMC 1.75% MAT	Redemption	05/30/2019	05/30/2019	Maturity		3,000,000.00		3,000,000.00
5019	82	3136G3MH5	FNMA 1.25% MAT	Redemption	05/30/2019	05/30/2019	Maturity		3,000,000.00		3,000,000.00
4102	82	23380W523	Money Market Fund	Redemption	05/30/2019				13,200,000.00		13,200,000.00
4870	82	3137EADG1	FHLMC 1.75% MAT	Interest	05/30/2019	05/30/2019				26,250.00	26,250.00

Portfolio SCVW

AC

Run Date: 07/08/2019 - 12:37

105

TA (PRF\_TA) 7.1.1  
Report Ver. 7.3 B.1

**Santa Clara Valley Water Dist.**  
**Transaction Activity Report**  
**Sorted by Transaction Date - Transaction Date**

Page 10

Investment #	Fund	CUSIP	Inv Descrip	TransactionType	TransactionDate	MaturityDate	RedemptionType	New Principal	Principal Paydowns	Interest	Total Cash
4963	82	3135G0F73	FNMA 1.5% MAT	Interest	05/30/2019	11/30/2020				22,500.00	22,500.00
5014	82	3137EADG1	FHLMC 1.75% MAT	Interest	05/30/2019	05/30/2019				43,750.00	43,750.00
5015	82	3137EADG1	FHLMC 1.75% MAT	Interest	05/30/2019	05/30/2019				43,750.00	43,750.00
5016	82	3137EADG1	FHLMC 1.75% MAT	Interest	05/30/2019	05/30/2019				26,250.00	26,250.00
5019	82	3136G3MH5	FNMA 1.25% MAT	Interest	05/30/2019	05/30/2019				18,750.00	18,750.00
5233	82	320337BV9	FIGBCA 2.3% MAT	Interest	05/30/2019	08/28/2020				453.70	453.70
<b>Totals for 05/30/2019</b>								<b>19,181,703.70</b>	<b>32,200,000.00</b>	<b>181,703.70</b>	<b>13,200,000.00</b>
4102	82	23380W523	Money Market Fund	Purchase	05/31/2019			22,500.00			-22,500.00
5155	82	912828XE5	T-BILL 1.5% MAT	Interest	05/31/2019	05/31/2020				22,500.00	22,500.00
<b>Totals for 05/31/2019</b>								<b>22,500.00</b>		<b>22,500.00</b>	<b>0.00</b>
5285	82	702274CN9	CY PAS 3.338%	Interest	06/01/2019	12/01/2022				17,118.84	17,118.84
5288	82	702274CM1	PASADENA CALIF	Interest	06/01/2019	12/01/2021				7,862.85	7,862.85
<b>Totals for 06/01/2019</b>										<b>24,981.69</b>	<b>24,981.69</b>
5376	82	3133EKLQ7	FEDERAL FARM CR	Purchase	06/03/2019	05/17/2021		5,026,700.00			-5,026,700.00
4102	82	23380W523	Money Market Fund	Purchase	06/03/2019			66,303.52			-66,303.52
4102	82	23380W523	Money Market Fund	Purchase	06/03/2019			7,862.85			-7,862.85
4102	82	23380W523	Money Market Fund	Purchase	06/03/2019			17,118.84			-17,118.84
4102	82	23380W523	Money Market Fund	Purchase	06/03/2019			5,000,000.00			-5,000,000.00
4102	82	23380W523	Money Market Fund	Redemption	06/03/2019				5,000.00		5,000.00
4102	82	23380W523	Money Market Fund	Redemption	06/03/2019				5,021,700.00		5,021,700.00
4102	82	23380W523	Money Market Fund	Interest	06/03/2019					66,303.52	66,303.52
<b>Totals for 06/03/2019</b>								<b>10,117,965.21</b>	<b>5,026,700.00</b>	<b>66,303.52</b>	<b>-5,024,981.69</b>
5378	82	3133834G3	FEDERAL HOME	Purchase	06/06/2019	06/09/2023		3,052,373.75			-3,052,373.75
4102	82	23380W523	Money Market Fund	Purchase	06/06/2019			1,900,000.00			-1,900,000.00
4102	82	23380W523	Money Market Fund	Redemption	06/06/2019				31,343.75		31,343.75
4102	82	23380W523	Money Market Fund	Redemption	06/06/2019				3,021,030.00		3,021,030.00
<b>Totals for 06/06/2019</b>								<b>4,952,373.75</b>	<b>3,052,373.75</b>		<b>-1,900,000.00</b>
4102	82	23380W523	Money Market Fund	Purchase	06/07/2019			350,000.00			-350,000.00
<b>Totals for 06/07/2019</b>								<b>350,000.00</b>			<b>-350,000.00</b>
5380	82	3133EKP65	FEDERAL FARM CR	Purchase	06/10/2019	09/05/2023		3,027,885.42			-3,027,885.42
5381	82	3133EDBU5	FEDERAL FARM CR	Purchase	06/10/2019	12/20/2023		3,258,627.47			-3,258,627.47
4102	82	23380W523	Money Market Fund	Purchase	06/10/2019			77,500.00			-77,500.00
4102	82	23380W523	Money Market Fund	Purchase	06/10/2019			33,750.00			-33,750.00
4102	82	23380W523	Money Market Fund	Purchase	06/10/2019			159,750.00			-159,750.00
4102	82	23380W523	Money Market Fund	Purchase	06/10/2019			31,875.00			-31,875.00
4102	82	23380W523	Money Market Fund	Purchase	06/10/2019			77,750.00			-77,750.00
4102	82	23380W523	Money Market Fund	Redemption	06/10/2019				49,583.33		49,583.33
4102	82	23380W523	Money Market Fund	Redemption	06/10/2019				885.42		885.42

Portfolio SCVW

AC

TA (PRF\_TA) 7.1.1  
Report Ver. 7.3.6.1

Santa Clara Valley Water Dist.  
Transaction Activity Report  
Sorted by Transaction Date - Transaction Date

Page 11

Investment #	Fund	CUSIP	Inv Descrip	TransactionType	TransactionDate	MaturityDate	RedemptionType	New Principal	Principal Paydowns	Interest	Total Cash
4102	82	23380W523	Money Market Fund	Redemption	06/10/2019				1,100,000.00		1,100,000.00
4102	82	23380W523	Money Market Fund	Redemption	06/10/2019				3,209,044.14		3,209,044.14
4102	82	23380W523	Money Market Fund	Redemption	06/10/2019				3,027,000.00		3,027,000.00
5223	82	3130AEF54	FEDERAL HOME	Interest	06/10/2019	06/08/2023				77,500.00	77,500.00
5291	82	3133EJ2H1	FEDERAL FARM CR	Interest	06/10/2019	12/10/2021				77,750.00	77,750.00
5319	82	3130AFE78	FEDERAL HOME	Interest	06/10/2019	12/09/2022				53,250.00	53,250.00
5319	82	3130AFE78	FEDERAL HOME	Accr Int	06/10/2019	12/09/2022			19,250.00	-19,250.00	0.00
5332	82	3130AFE78	FEDERAL HOME	Interest	06/10/2019	12/09/2022				53,250.00	53,250.00
5332	82	3130AFE78	FEDERAL HOME	Accr Int	06/10/2019	12/09/2022			20,500.00	-20,500.00	0.00
5336	82	3130AFE78	FEDERAL HOME	Interest	06/10/2019	12/09/2022				53,250.00	53,250.00
5336	82	3130AFE78	FEDERAL HOME	Accr Int	06/10/2019	12/09/2022			22,000.00	-22,000.00	0.00
5374	82	3130A3VC5	FEDERAL HOME	Interest	06/10/2019	12/08/2023				33,750.00	33,750.00
5374	82	3130A3VC5	FEDERAL HOME	Accr Int	06/10/2019	12/08/2023			31,125.00	-31,125.00	0.00
5378	82	3138834G3	FEDERAL HOME	Interest	06/10/2019	06/09/2023				31,875.00	31,875.00
5378	82	3138834G3	FEDERAL HOME	Accr Int	06/10/2019	06/09/2023			31,343.75	-31,343.75	0.00
Totals for 06/10/2019								6,667,137.89	7,510,731.64	256,406.25	1,100,000.00
4102	82	23380W523	Money Market Fund	Purchase	06/11/2019			51,000.00			-51,000.00
4102	82	23380W523	Money Market Fund	Purchase	06/11/2019			28,125.00			-28,125.00
4102	82	23380W523	Money Market Fund	Purchase	06/11/2019			50,000.00			-50,000.00
4102	82	23380W523	Money Market Fund	Redemption	06/11/2019				1,950,000.00		1,950,000.00
5131	82	313379RB7	FHLB 1.875% MAT	Interest	06/11/2019	06/11/2021				28,125.00	28,125.00
5183	82	3130AD4X7	FHLB-C 2.2% MAT	Interest	06/11/2019	12/11/2020				50,000.00	50,000.00
5292	82	3133EJ2J7	FEDERAL FARM CR	Interest	06/11/2019	12/11/2023				51,000.00	51,000.00
Totals for 06/11/2019								129,125.00	1,950,000.00	129,125.00	1,950,000.00
5377	82	3133EKQP4	FFCB 1.875% MAT	Purchase	06/12/2019	12/12/2022		4,994,765.00			-4,994,765.00
4102	82	23380W523	Money Market Fund	Purchase	06/12/2019			26,250.00			-26,250.00
4102	82	23380W523	Money Market Fund	Redemption	06/12/2019				4,994,765.00		4,994,765.00
4102	82	23380W523	Money Market Fund	Redemption	06/12/2019				800,000.00		800,000.00
5139	82	313883HU8	FHLB 1.75% MAT	Interest	06/12/2019	06/12/2020				26,250.00	26,250.00
Totals for 06/12/2019								5,021,015.00	5,794,765.00	26,250.00	800,000.00
4102	82	23380W523	Money Market Fund	Purchase	06/13/2019			50,625.00			-50,625.00
4102	82	23380W523	Money Market Fund	Purchase	06/13/2019			240,000.00			-240,000.00
5295	82	3130AFJS7	FEDERAL HOME	Interest	06/13/2019	12/13/2023				50,625.00	50,625.00
Totals for 06/13/2019								290,625.00		50,625.00	-240,000.00
4102	82	23380W523	Money Market Fund	Purchase	06/14/2019			3,000,000.00			-3,000,000.00
4102	82	23380W523	Money Market Fund	Purchase	06/14/2019			5,400.00			-5,400.00
4102	82	23380W523	Money Market Fund	Purchase	06/14/2019			281.25			-281.25
5232	82	20415QFY0	CWBC 2.25% MAT	Redemption	06/14/2019	06/13/2019	Maturity		240,000.00		240,000.00
5295	82	3130AFJS7	FEDERAL HOME	Redemption	06/14/2019	12/13/2023	Call		3,000,000.00		3,000,000.00

Portfolio SCVV

AC

Run Date: 07/08/2019 - 12:37

**Santa Clara Valley Water Dist.**  
**Transaction Activity Report**  
**Sorted by Transaction Date - Transaction Date**

Page 12

Investment #	Fund	CUSIP	Inv Descrp	TransactionType	TransactionDate	MaturityDate	RedemptionType	New Principal	Principal Paydowns	Interest	Total Cash
5232	82	20415QFY0	CWBC 2.25% MAT	Interest	06/14/2019	06/13/2019				5,400.00	5,400.00
5285	82	3130AFJS7	FEDERAL HOME	Interest	06/14/2019	12/13/2023				281.25	281.25
<b>Totals for 06/14/2019</b>								<b>3,005,681.25</b>	<b>3,240,000.00</b>	<b>5,681.25</b>	<b>240,000.00</b>
4102	82	23380W523	Money Market Fund	Purchase	06/17/2019			509.59			-509.59
4102	82	23380W523	Money Market Fund	Purchase	06/17/2019			662.47			-662.47
4102	82	23380W523	Money Market Fund	Purchase	06/17/2019			75,000.00			-75,000.00
4102	82	23380W523	Money Market Fund	Purchase	06/17/2019			3,613.55			-3,613.55
4102	82	23380W523	Money Market Fund	Purchase	06/17/2019			33,750.00			-33,750.00
5162	82	3134GB4R0	FHLMC 2.25% MAT	Interest	06/17/2019	12/15/2022				33,750.00	33,750.00
5217	82	3134GSMU6	FEDERAL HOME	Interest	06/17/2019	06/15/2022				75,000.00	75,000.00
5260	82	33715LBT6	1STTCH 3.25% MAT	Interest	06/17/2019	07/18/2022				662.47	662.47
5338	82	866264DD3	SUMMIT 2.5% MAT	Interest	06/17/2019	04/15/2020				509.59	509.59
5343	82	7976465A0	SFO CY 2.623%	Interest	06/17/2019	06/15/2022				3,613.55	3,613.55
<b>Totals for 06/17/2019</b>								<b>113,535.61</b>		<b>113,535.61</b>	<b>0.00</b>
5382	82	3133EHN25	FEDERAL FARM CR	Purchase	06/18/2019	11/01/2023		3,044,916.67			-3,044,916.67
5383	82	3133EKKU9	FEDERAL FARM CR	Purchase	06/18/2019	11/08/2023		3,058,066.67			-3,058,066.67
5384	82	912828VB3	UNITED STATES	Purchase	06/18/2019	05/15/2023		2,990,840.54			-2,990,840.54
4102	82	23380W523	Money Market Fund	Purchase	06/18/2019			850,000.00			-850,000.00
4102	82	23380W523	Money Market Fund	Redemption	06/18/2019				4,850.54		4,850.54
4102	82	23380W523	Money Market Fund	Redemption	06/18/2019				8,616.67		8,616.67
4102	82	23380W523	Money Market Fund	Redemption	06/18/2019				7,666.67		7,666.67
4102	82	23380W523	Money Market Fund	Redemption	06/18/2019				2,991,990.00		2,991,990.00
4102	82	23380W523	Money Market Fund	Redemption	06/18/2019				3,036,300.00		3,036,300.00
4102	82	23380W523	Money Market Fund	Redemption	06/18/2019				3,050,400.00		3,050,400.00
<b>Totals for 06/18/2019</b>								<b>9,949,823.88</b>	<b>9,099,823.88</b>		<b>-850,000.00</b>
4102	82	23380W523	Money Market Fund	Purchase	06/19/2019			22,500.00			-22,500.00
4102	82	23380W523	Money Market Fund	Purchase	06/19/2019			8,800,000.00			-8,800,000.00
5089	82	3133EGW92	FFCB 1.5% MAT	Interest	06/19/2019	12/19/2019				22,500.00	22,500.00
<b>Totals for 06/19/2019</b>								<b>8,822,500.00</b>		<b>22,500.00</b>	<b>-8,800,000.00</b>
5385	82	3133ECPM0	FEDERAL FARM CR	Purchase	06/20/2019	05/15/2023		4,658,084.57			-4,659,084.57
5386	82	3133ECGU2	FEDERAL FARM CR	Purchase	06/20/2019	03/01/2023		5,090,704.44			-5,090,704.44
4102	82	23380W523	Money Market Fund	Purchase	06/20/2019			52,500.00			-52,500.00
4102	82	23380W523	Money Market Fund	Purchase	06/20/2019			28,250.00			-28,250.00
4102	82	23380W523	Money Market Fund	Purchase	06/20/2019			3,000,000.00			-3,000,000.00
5042	82	3135G0ZE6	FNMA 1.75% MAT	Redemption	06/20/2019	06/20/2019	Maturity		3,000,000.00		3,000,000.00
4102	82	23380W523	Money Market Fund	Redemption	06/20/2019				9,495.21		9,495.21
4102	82	23380W523	Money Market Fund	Redemption	06/20/2019				32,094.44		32,094.44
4102	82	23380W523	Money Market Fund	Redemption	06/20/2019				1,650,000.00		1,650,000.00
4102	82	23380W523	Money Market Fund	Redemption	06/20/2019				4,649,589.36		4,649,589.36

Portfolio SCVW

AC

**Santa Clara Valley Water Dist.**  
**Transaction Activity Report**  
**Sorted by Transaction Date - Transaction Date**

Page 13

Investment #	Fund	CUSIP	Inv Descrip	TransactionType	TransactionDate	MaturityDate	RedemptionType	New Principal	Principal Paydowns	Interest	Total Cash
4102	82	23380W523	Money Market Fund	Redemption	06/20/2019				5,058,610.00		5,058,610.00
5042	82	3135G0ZE6	FNMA 1.75% MAT	Interest	06/20/2019	06/20/2019				26,250.00	26,250.00
5381	82	3133EDBU5	FEDERAL FARM CR	Interest	06/20/2019	12/20/2023				52,500.00	52,500.00
5381	82	3133EDBU5	FEDERAL FARM CR	Accr Int	06/20/2019	12/20/2023			49,583.33	-49,583.33	0.00
<b>Totals for 06/20/2019</b>								<b>12,828,539.01</b>	<b>14,449,372.34</b>	<b>29,166.67</b>	<b>1,650,000.00</b>
4102	82	23380W523	Money Market Fund	Purchase	06/21/2019			68,250.00			-68,250.00
4102	82	23380W523	Money Market Fund	Purchase	06/21/2019			19,000,000.00			-19,000,000.00
5252	82	3133EJSA8	FEDERAL FARM CR	Interest	06/21/2019	06/21/2021				68,250.00	68,250.00
<b>Totals for 06/21/2019</b>								<b>19,068,250.00</b>		<b>68,250.00</b>	<b>-19,000,000.00</b>
5390	82	3130AAHE1	FEDERAL HOME	Purchase	06/24/2019	12/08/2023		5,138,505.56			-5,138,505.56
5391	82	3135G0T45	FEDERAL NATL	Purchase	06/24/2019	04/05/2022		5,029,836.12			-5,029,836.12
5389	82	912796VM8	UNITED STATES	Purchase	06/24/2019	07/23/2019		9,983,848.61			-9,983,848.61
4102	82	23380W523	Money Market Fund	Purchase	06/24/2019			359.28			-359.28
4102	82	23380W523	Money Market Fund	Purchase	06/24/2019			339.30			-339.30
4102	82	23380W523	Money Market Fund	Purchase	06/24/2019			25,050.00			-25,050.00
4102	82	23380W523	Money Market Fund	Purchase	06/24/2019			41,250.00			-41,250.00
4102	82	23380W523	Money Market Fund	Purchase	06/24/2019			107,500.00			-107,500.00
4102	82	23380W523	Money Market Fund	Purchase	06/24/2019			16,100,000.00			-16,100,000.00
4102	82	23380W523	Money Market Fund	Redemption	06/24/2019				20,572.92		20,572.92
4102	82	23380W523	Money Market Fund	Redemption	06/24/2019				5,555.56		5,555.56
4102	82	23380W523	Money Market Fund	Redemption	06/24/2019				9,983,848.61		9,983,848.61
4102	82	23380W523	Money Market Fund	Redemption	06/24/2019				5,009,263.20		5,009,263.20
4102	82	23380W523	Money Market Fund	Redemption	06/24/2019				5,132,950.00		5,132,950.00
5118	82	3133EHPD9	FFCB 1.67% MAT	Interest	06/24/2019	06/22/2020				25,050.00	25,050.00
5160	82	69406PCQ0	PCB 1.7% MAT	Interest	06/24/2019	11/25/2019				339.30	339.30
5161	82	410493CN8	HANMI 1.8% MAT	Interest	06/24/2019	11/22/2019				359.28	359.28
5184	82	3133EJAD1	FFCB 2.15% MAT	Interest	06/24/2019	12/23/2020				53,750.00	53,750.00
5185	82	3133EJAD1	FFCB 2.15% MAT	Interest	06/24/2019	12/23/2020				53,750.00	53,750.00
5312	82	3135G0U35	FEDERAL NATL	Interest	06/24/2019	06/22/2021				41,250.00	41,250.00
5312	82	3135G0U35	FEDERAL NATL	Accr Int	06/24/2019	06/22/2021			458.33	-458.33	0.00
<b>Totals for 06/24/2019</b>								<b>36,426,688.85</b>	<b>20,162,648.62</b>	<b>174,040.23</b>	<b>-16,100,000.00</b>
4102	82	23380W523	Money Market Fund	Purchase	06/25/2019			4,000,000.00			-4,000,000.00
<b>Totals for 06/25/2019</b>								<b>4,000,000.00</b>			<b>-4,000,000.00</b>
5387	82	3133EKS7	FFCB 1.77% MAT	Purchase	06/26/2019	06/26/2023		2,994,930.00			-2,994,930.00
4102	82	23380W523	Money Market Fund	Purchase	06/26/2019			3,500,000.00			-3,500,000.00
4102	82	23380W523	Money Market Fund	Redemption	06/26/2019				2,994,930.00		2,994,930.00
<b>Totals for 06/26/2019</b>								<b>6,494,930.00</b>	<b>2,994,930.00</b>		<b>-3,500,000.00</b>
5388	82	801577NR4	SCC 2.05% MAT	Purchase	06/27/2019	05/01/2021		2,003,800.00			-2,003,800.00



**Santa Clara Valley Water Dist.**  
**Transaction Activity Report**  
**Sorted by Transaction Date - Transaction Date**

Page 14

Investment #	Fund	CUSIP	Inv Descrip	TransactionType	TransactionDate	MaturityDate	RedemptionType	New Principal	Principal Paydowns	Interest	Total Cash
4102	82	23380W523	Money Market Fund	Purchase	06/27/2019			46,500.00			-46,500.00
88-0237LAIF	82	SYS88-0237LAIF	LAIF 4.958%	Purchase	06/27/2019			20,000,000.00			-20,000,000.00
4102	82	23380W523	Money Market Fund	Redemption	06/27/2019				2,003,800.00		2,003,800.00
4102	82	23380W523	Money Market Fund	Redemption	06/27/2019				12,000,000.00		12,000,000.00
5313	82	3134GSJ48	FEDERAL HOME	Interest	06/27/2019	06/27/2022				46,500.00	46,500.00
<b>Totals for 06/27/2019</b>								<b>22,050,300.00</b>	<b>14,003,800.00</b>	<b>46,500.00</b>	<b>-8,000,000.00</b>
5384	82	3134GTYL1	FEDERAL HOME	Purchase	06/28/2019	06/26/2024		5,000,000.00			-5,000,000.00
4102	82	23380W523	Money Market Fund	Purchase	06/28/2019			6,000,000.00			-6,000,000.00
4102	82	23380W523	Money Market Fund	Purchase	06/28/2019			3,000,000.00			-3,000,000.00
4102	82	23380W523	Money Market Fund	Purchase	06/28/2019			3,000,000.00			-3,000,000.00
4102	82	23380W523	Money Market Fund	Purchase	06/28/2019			47,250.00			-47,250.00
4102	82	23380W523	Money Market Fund	Purchase	06/28/2019			47,400.00			-47,400.00
4102	82	23380W523	Money Market Fund	Purchase	06/28/2019			97,500.00			-97,500.00
5234	82	3134GSQB4	FEDERAL HOME	Redemption	06/28/2019	06/28/2023	Call		3,000,000.00		3,000,000.00
5235	82	3134GSQB4	FEDERAL HOME	Redemption	06/28/2019	06/28/2023	Call		3,000,000.00		3,000,000.00
5293	82	3134GSJ89	FEDERAL HOME	Redemption	06/28/2019	12/28/2021	Call		3,000,000.00		3,000,000.00
5298	82	3134GSP33	FEDERAL HOME	Redemption	06/28/2019	06/28/2022	Call		3,000,000.00		3,000,000.00
4102	82	23380W523	Money Market Fund	Redemption	06/28/2019				5,000,000.00		5,000,000.00
5234	82	3134GSQB4	FEDERAL HOME	Interest	06/28/2019	06/26/2023				48,750.00	48,750.00
5235	82	3134GSQB4	FEDERAL HOME	Interest	06/28/2019	06/26/2023				48,750.00	48,750.00
5293	82	3134GSJ89	FEDERAL HOME	Interest	06/28/2019	12/28/2021				47,400.00	47,400.00
5298	82	3134GSP33	FEDERAL HOME	Interest	06/28/2019	06/28/2022				47,250.00	47,250.00
<b>Totals for 06/28/2019</b>								<b>17,192,150.00</b>	<b>17,000,000.00</b>	<b>192,150.00</b>	<b>0.00</b>
5026	82	3136G3TU9	FNMA 1.125%	Interest	07/01/2019	12/30/2019				28,125.00	28,125.00
5027	82	3134G9XU6	FHLMC 1% MAT	Interest	07/01/2019	12/30/2019				30,000.00	30,000.00
5041	82	3134G9YJ0	FHLMC 1.3% MAT	Interest	07/01/2019	06/30/2021				14,131.25	14,131.25
5122	82	3130ABPV2	FHLC-C 1.89% MAT	Interest	07/01/2019	06/29/2020				16,900.00	16,900.00
5233	82	320337BV9	FIGBCA 2.3% MAT	Interest	07/01/2019	08/28/2020				468.82	468.82
5337	82	3134G9VX2	FEDERAL HOME	Interest	07/01/2019	06/30/2021				18,750.00	18,750.00
5337	82	3134G9VX2	FEDERAL HOME	Accr Int	07/01/2019	06/30/2021			3,541.67	-3,541.67	0.00
<b>Totals for 07/01/2019</b>									<b>3,541.67</b>	<b>104,833.40</b>	<b>108,375.07</b>
<b>Grand Total</b>								<b>354,583,508.85</b>	<b>321,750,126.81</b>	<b>3,891,757.11</b>	<b>-28,941,624.93</b>



**Santa Clara Valley Water Dist.  
Purchases Report  
Sorted by Fund - Fund  
April 1, 2019 - June 30, 2019**

SANTA CLARA VALLEY WATER  
5750 Almaden Expressway  
San Jose, San Jose, Ca 951  
(408)265-2607

CUSIP	Investment #	Fund	Sec. Type	Issuer	Original Par Value	Purchase Date	Payment	Principal Purchase	Accrued at Purchase	Rate at Purchase	Maturity Date	YTM	Ending Book Value
<b>Treasury Management Fund</b>													
313370US5	5360	82	FAC	FHLB	2,000,000.00	04/04/2019	09/11 - 03/11	2,013,312.00	3,673.61	2.875	09/11/2020	2.400	2,014,745.49
3134GTAY9	5358	82	FAC	FHLMC	3,000,000.00	04/04/2019	09/27 - 03/27	2,998,500.00	1,531.25	2.625	03/27/2024	2.046	3,000,104.03
3134GTFZ1	5359	82	FAC	FHLMC	3,000,000.00	04/08/2019	10/08 - 04/08	3,000,000.00		2.625	04/08/2024	2.625	3,000,000.00
742651DR0	5367	82	MC1	PEFCO	3,003,000.00	04/08/2019	05/15 - 11/15	2,985,872.71	Received	2.050	11/15/2022	2.412	2,988,061.43
91412GWX9	5366	82	MUN	UC	1,000,000.00	04/09/2019	05/15 - 11/15	1,003,570.00	Received	2.526	05/15/2021	2.350	1,003,182.78
3134GTCP8	5361	82	FAC	FHLMC	2,000,000.00	04/17/2019	10/17 - 04/17	2,000,000.00		2.825	10/17/2022	2.625	2,000,000.00
368079HR3	5362	82	MUN	GAVILA	2,000,000.00	04/18/2019	08/01 - 02/01	2,000,000.00		2.450	08/01/2021	2.449	2,000,000.00
368079HS1	5363	82	MUN	GAVILA	500,000.00	04/18/2019	08/01 - 02/01	500,000.00		2.520	08/01/2022	2.519	500,000.00
368079HT9	5364	82	MUN	GAVILA	400,000.00	04/18/2019	08/01 - 02/01	400,000.00		2.820	08/01/2023	2.619	400,000.00
54465AGP1	5368	82	MUN	LA CNY	1,750,000.00	04/22/2019	09/01 - 03/01	1,715,472.50	4,956.33	2.000	09/01/2023	2.480	1,721,949.25
SYS5389	5369	82	PA3	TECHCU	10,000,000.00	04/24/2019	04/30 - Monthly	10,000,000.00		2.440		2.440	10,046,148.50
91412GQE8	5370	82	MUN	UC	1,585,000.00	05/01/2019	05/15 - 11/15	1,579,319.75	Received	2.750	05/15/2023	2.510	1,578,728.84
SYS5371	5371	82	PA3	CBB	5,000,000.00	05/10/2019	05/31 - Monthly	5,000,000.00		2.445		2.445	5,016,739.73
3133EKLA2	5372	82	FAC	FFCB	3,000,000.00	05/15/2019	11/15 - 05/15	3,011,083.50		2.300	05/15/2023	2.203	3,010,729.44
91412GQF5	5365	82	MUN	UC	500,000.00	05/15/2019	04/09 - 05/08	507,110.00		2.900	05/15/2024	2.595	506,928.30
3133EKLA2	5375	82	FAC	FFCB	1,805,000.00	05/24/2019	11/15 - 05/15	1,815,943.72	1,037.88	2.300	05/15/2023	2.140	1,816,698.84
3130A3VC5	5374	82	FAC	FHLB	3,000,000.00	05/24/2019	06/08 - 12/08	3,014,187.00	Received	2.250	12/08/2023	2.140	3,013,885.75
3134GTPH0	5373	82	FAC	FHLMC	5,000,000.00	05/28/2019	11/28 - 05/28	5,000,000.00		2.400	11/28/2022	2.400	5,000,000.00
3133EKLQ7	5376	82	FAC	FFCB	5,000,000.00	06/03/2019	11/17 - 05/17	5,021,700.00		2.250	05/17/2021	2.022	5,025,836.93
3133834G3	5378	82	FAC	FHLB	3,000,000.00	06/06/2019	08/09 - 12/09	3,021,030.00	Received	2.125	06/09/2023	1.942	3,020,665.65
3133EKP55	5380	82	FAC	FFCB	3,000,000.00	08/10/2019	09/05 - 03/05	3,027,000.00	885.42	2.125	09/05/2023	1.903	3,027,513.62
3133EDBU5	5381	82	FAC	FFCB	3,000,000.00	06/10/2019	08/20 - 12/20	3,209,044.14	Received	3.500	12/20/2023	1.887	3,208,350.93
3133EKQP4	5377	82	FAC	FFCB	5,000,000.00	06/12/2019	12/12 - 06/12	4,994,765.00		1.875	12/12/2022	1.908	4,994,643.84
3133EHN25	5382	82	FAC	FFCB	3,000,000.00	08/18/2019	11/01 - 05/01	3,036,300.00	8,616.87	2.200	11/01/2023	1.910	3,044,616.67
3133EKKU9	5383	82	FAC	FFCB	3,000,000.00	08/18/2019	11/08 - 05/08	3,050,400.00	7,868.87	2.300	11/08/2023	1.899	3,057,651.99
912828VB3	5384	82	TRC	T-BILL	3,000,000.00	08/18/2019	11/15 - 05/15	2,991,890.00	4,850.54	1.750	05/15/2023	1.821	2,996,913.51
3133ECPM0	5385	82	FAC	FFCB	4,596,000.00	06/20/2019	11/15 - 05/15	4,649,589.36	9,495.21	2.125	05/15/2023	1.814	4,658,665.01
3133ECGU2	5366	82	FAC	FFCB	5,000,000.00	06/20/2019	09/01 - 03/01	5,058,610.00	32,084.44	2.120	03/01/2023	1.791	5,090,220.06
3130AAHE1	5390	82	FAC	FHLB	5,000,000.00	06/24/2019	12/08 - 08/08	5,132,950.00	5,555.58	2.500	12/08/2023	1.875	5,137,925.35
3135G0T45	5391	82	FAC	FNMA	5,000,000.00	06/24/2019	10/05 - 04/05	5,009,263.20	20,572.92	1.875	04/05/2022	1.808	5,029,771.34
912796VM8	5389	82	ATD	T-BILL	10,000,000.00	08/24/2019	07/23 - At Maturity	9,983,848.61		2.005	07/23/2019	2.038	9,987,747.22
3133EKS7N	5387	82	FAC	FFCB	3,000,000.00	06/28/2019	12/28 - 06/28	2,994,930.00		1.770	06/28/2023	1.814	2,994,947.60

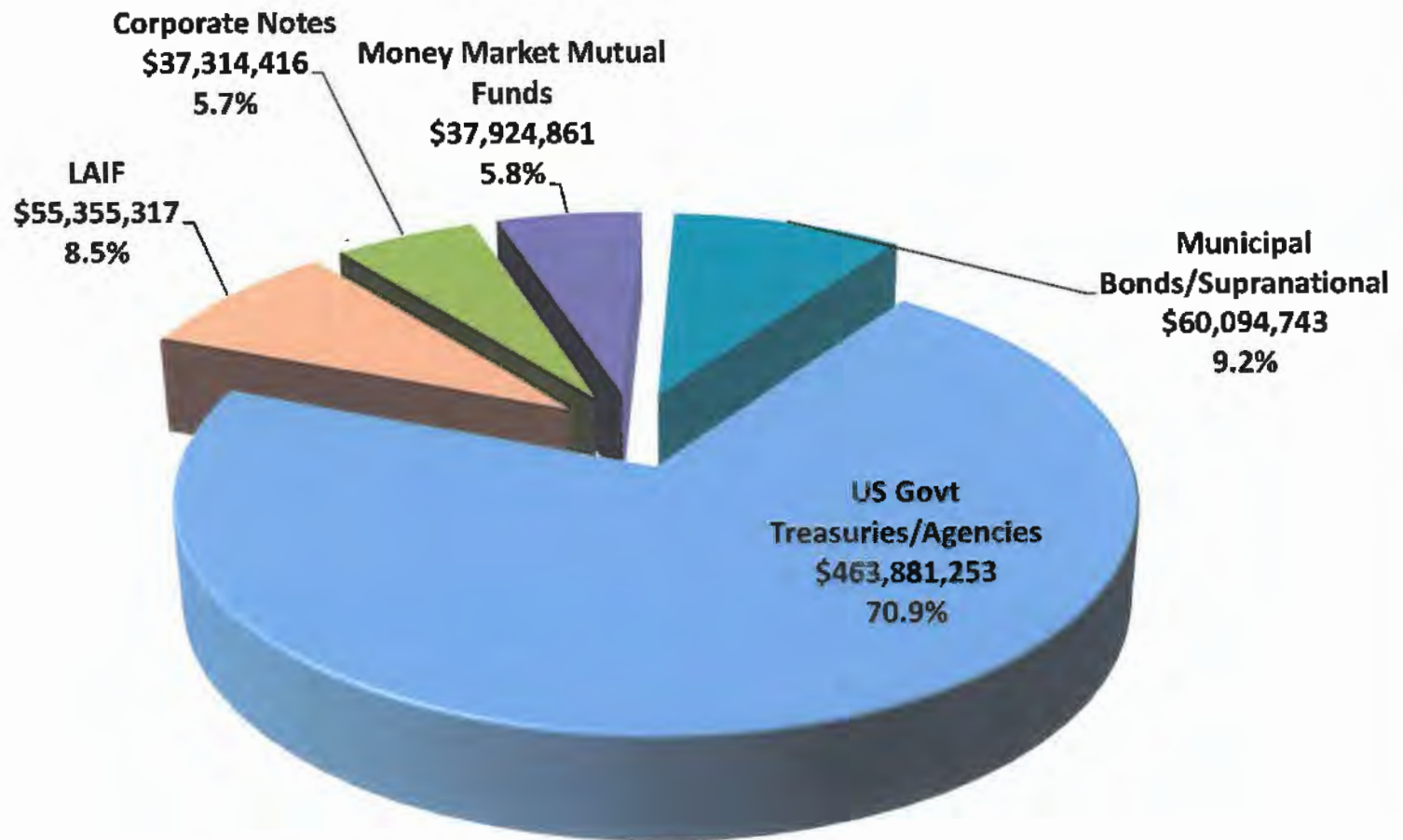
Received = Accrued Interest at Purchase was received by report ending date.

Santa Clara Valley Water Dist.  
Purchases Report  
April 1, 2019 - June 30, 2019

Page 2

CUSIP	Investment #	Fund	Sec. Type	Issuer	Original Par Value	Purchase Date	Payment	Principal Purchase	Accrued at Purchase	Rate at Purchas	Maturity Date	YTM	Ending Book Value
<b>Treasury Management Fund</b>													
801577NR4	5388	82	MUN	SCC FA	2,000,000.00	06/27/2019	11/01 - 05/01	2,003,800.00		2.050	05/01/2021	1.944	2,003,777.11
3134GTYL1	5394	82	FAC	FHLMC	5,000,000.00	06/26/2019	12/26 - 06/26	5,000,000.00		2.250	06/26/2024	2.250	5,000,000.00
			<b>Subtotal</b>		<b>116,119,000.00</b>			<b>116,709,391.49</b>	<b>105,938.50</b>				<b>116,875,329.17</b>
			<b>Total Purchases</b>		<b>116,119,000.00</b>			<b>116,709,391.49</b>	<b>105,938.50</b>				<b>116,875,329.17</b>

## SCVWD Investment Portfolio Composition



SCVWD Portfolio Book Value as of June 30 2019: \$654,570,589

## 5-Year Yield Comparison

